

Twin Baby Quilt



@jessajens

Overall quilt size: 38" x 38"



Blocks Used








Sawtooth Star II - 18 blocks



Electric Fan - 18 blocks

Block Info

Fabric	Pieces used	Fabric to cut	Total length needed	40" strips needed	Total Yardage
	72 Quarter-square Triangle(s)	18 - 2 1/4" square	40.5 x 2.25"	2 - 2 1/4" wide	7" = ~1/4 yds
	72 Quarter-square Triangle(s) 72 Half-square Triangle(s)	18 - 2 1/4" square 36 - 2 7/8" square	40.5 x 2.25" 103.5 x 2.875"	2 - 2 1/4" wide 3 - 2 7/8" wide	16" = ~1/2 yds
	18 Square(s) 216 Quarter-square Triangle(s)	18 - 2 1/2" square 36 - 2 1/4" square 18 - 3 1/4" square	45 x 2.5" 81 x 2.25" 58.5 x 3.25"	2 - 2 1/2" wide 3 - 2 1/4" wide 2 - 3 1/4" wide	21" = ~5/8 yds
	72 Quarter-square Triangle(s)	18 - 3 1/4" square	58.5 x 3.25"	2 - 3 1/4" wide	9" = ~1/4 yds
	144 Quarter-square Triangle(s)	36 - 3 1/4" square	117 x 3.25"	3 - 3 1/4" wide	12" = ~3/8 yds

Border1 (For pieced border, add 10" to total length)



Yardage needed: seamless border length = 34" = ~1 yds

Border2 (For pieced border, add 10" to total length)



Yardage needed: seamless border length = 42" = ~1 1/4 yds

Backing

Yardage needed: 53" = ~1 1/2 yds

Binding

2.5" Strips required: 4

Yardage needed: 10" = ~3/8 yds

NOTE: Directional fabric may require an increase in the displayed fabric requirements.