

Ladybug Baby Quilt



@wendyannshane

Overall quilt size: 42" x 42"



Blocks Used








QB Request - 4 blocks



King's Crown - 5 blocks

Block Info


Fabric	Pieces used	Fabric to cut	Total length needed	40" strips needed	Total Yardage
	4 Unique(s) 20 Square(s)	4 - Undefined 20 - 3 1/2" square	0 x 0" 70 x 3.5"	0 - 0" wide 2 - 3 1/2" wide	9" = ~1/4 yds
	4 Unique(s)	4 - Undefined	0 x 0"	0 - 0" wide	
	4 Unique(s)	4 - Undefined	0 x 0"	0 - 0" wide	
	5 Square(s) 40 Half-square Triangle(s)	5 - 6 1/2" square 20 - 3 7/8" square	32.5 x 6.5" 77.5 x 3.875"	1 - 6 1/2" wide 2 - 3 7/8" wide	17" = ~1/2 yds
	20 Quarter-square Triangle(s)	5 - 7 1/4" square	36.25 x 7.25"	1 - 7 1/4" wide	10" = ~3/8 yds

Border1 (For pieced border, add 10" to total length)



Yardage needed: seamless border length = 42" = ~1 1/4 yds

Border2 (For pieced border, add 10" to total length)



Yardage needed: seamless border length = 46" = ~1 3/8 yds

Backing

Yardage needed: 63" = ~1 3/4 yds

Binding

2.5" Strips required: 5

Yardage needed: 12.5" = ~3/8 yds

NOTE: Directional fabric may require an increase in the displayed fabric requirements.