


# Star Bright - Red



@kclsc9

Overall quilt size: 68" x 68"





## Blocks Used







Sawtooth Star II - 32 blocks




Economy Patch - 32 blocks

## Block Info

Fabric	Pieces used	Fabric to cut	Total length needed	40" strips needed	Total Yardage
	128 Quarter-square Triangle(s)	32 - 3 1/4" square	104 x 3.25"	3 - 3 1/4" wide	12" = ~3/8 yds
	128 Quarter-square Triangle(s) 256 Half-square Triangle(s) 32 Square(s)	32 - 3 1/4" square 128 - 4 7/8" square 32 - 4 1/2" square	104 x 3.25" 624 x 4.875" 144 x 4.5"	3 - 3 1/4" wide 16 - 4 7/8" wide 4 - 4 1/2" wide	108" = ~3 yds
	32 Square(s) 256 Quarter-square Triangle(s)	32 - 4 1/2" square 64 - 3 1/4" square	144 x 4.5" 208 x 3.25"	4 - 4 1/2" wide 6 - 3 1/4" wide	40" = ~1 1/8 yds
	128 Quarter-square Triangle(s)	32 - 5 1/4" square	168 x 5.25"	5 - 5 1/4" wide	29" = ~7/8 yds

## Border2 (For pieced border, add 10" to total length)



Yardage needed: seamless border length = 72" = ~2 yds

## Backing

Yardage needed: 145" = ~4 1/8 yds

## Binding

2.5" Strips required: 7

Yardage needed: 17.5" = ~1/2 yds

NOTE: Directional fabric may require an increase in the displayed fabric requirements.