

Christmas Quilt Idea



@alamb1

Overall quilt size: 71" x 97"



Blocks Used








Ohio Star - 20 blocks




Solid - 4 blocks

Block Info


Fabric	Pieces used	Fabric to cut	Total length needed	40" strips needed	Total Yardage needed
	160 Quarter-square Triangle(s)	40 - 5 1/4" square	210 x 5.25"	6 - 5 1/4" wide	34" = ~1 yds
	160 Quarter-square Triangle(s) 80 Square(s)	40 - 5 1/4" square 80 - 4 1/2" square	210 x 5.25" 360 x 4.5"	6 - 5 1/4" wide 9 - 4 1/2" wide	74" = ~2 1/8 yds
	20 Square(s)	20 - 4 1/2" square	90 x 4.5"	3 - 4 1/2" wide	16" = ~1/2 yds
	2 Square(s)	2 - 12 1/2" square	25 x 12.5"	1 - 12 1/2" wide	15" = ~1/2 yds
	2 Square(s)	2 - 12 1/2" square	25 x 12.5"	1 - 12 1/2" wide	15" = ~1/2 yds

Sashing



Yardage needed: 20 - 1.5" strips = 30" = ~7/8 yds

Border1 (For pieced border, add 10" to total length)



Yardage needed: seamless border length = 89" = ~2 1/2 yds

Border2 (For pieced border, add 10" to total length)



Yardage needed: seamless border length = 101" = $\sim 2 \frac{7}{8}$ yds

Backing

Yardage needed: 208" = $\sim 5 \frac{7}{8}$ yds

Binding

2.5" Strips required: 9

Yardage needed: 22.5" = $\sim 5/8$ yds

NOTE: Directional fabric may require an increase in the displayed fabric requirements.