


# Blue Star



@crittendenm

Overall quilt size: 84" x 84"








## Blocks Used



Sawtooth Star II - 25 blocks

## Block Info

Fabric	Pieces used	Fabric to cut	Total length needed	40" strips needed	Total Yardage
	100 Quarter-square Triangle(s)	25 - 4 1/4" square	106.25 x 4.25"	3 - 4 1/4" wide	15" = ~1/2 yds
	100 Quarter-square Triangle(s) 100 Half-square Triangle(s)	25 - 4 1/4" square 50 - 6 7/8" square	106.25 x 4.25" 343.75 x 6.875"	3 - 4 1/4" wide 9 - 6 7/8" wide	77" = ~2 1/4 yds
	25 Square(s) 200 Quarter-square Triangle(s)	25 - 6 1/2" square 50 - 4 1/4" square	162.5 x 6.5" 212.5 x 4.25"	5 - 6 1/2" wide 6 - 4 1/4" wide	60" = ~1 3/4 yds

## Sashing



Yardage needed: 22 - 2.5" strips = 55" = ~1 5/8 yds

## Border1 (For pieced border, add 10" to total length)



Yardage needed: seamless border length = 80" = ~2 1/4 yds

## Border2 (For pieced border, add 10" to total length)



Yardage needed: seamless border length = 84" = ~2 3/8 yds

## Border3 (For pieced border, add 10" to total length)



Yardage needed: seamless border length = 88" =  $\sim 2 \frac{1}{2}$  yds

## Backing

Yardage needed: 212" =  $\sim 6$  yds

## Binding

2.5" Strips required: 9

Yardage needed: 22.5" =  $\sim 5/8$  yds

NOTE: Directional fabric may require an increase in the displayed fabric requirements.