

Rainbow Rail Fence



@faithelizrob

Overall quilt size: 78" x 92"



Blocks Used





























Rail Fence Vertical - 15 blocks












Rail Fence Horizontal - 15 blocks

Block Info

Fabric	Pieces used	Fabric to cut	Total length needed	40" strips needed	Total Yardage
	3 Rectangle(s)	3 - 4 1/2" x 12 1/2" rectangle	37.5 x 4.5"	1 - 4 1/2" wide	7" = ~1/4 yds
	3 Rectangle(s)	3 - 4 1/2" x 12 1/2" rectangle	37.5 x 4.5"	1 - 4 1/2" wide	7" = ~1/4 yds
	3 Rectangle(s)	3 - 4 1/2" x 12 1/2" rectangle	37.5 x 4.5"	1 - 4 1/2" wide	7" = ~1/4 yds
	2 Rectangle(s)	2 - 4 1/2" x 12 1/2" rectangle	25 x 4.5"	1 - 4 1/2" wide	7" = ~1/4 yds
	2 Rectangle(s)	2 - 4 1/2" x 12 1/2" rectangle	25 x 4.5"	1 - 4 1/2" wide	7" = ~1/4 yds
	2 Rectangle(s)	2 - 4 1/2" x 12 1/2" rectangle	25 x 4.5"	1 - 4 1/2" wide	7" = ~1/4 yds
	3 Rectangle(s)	3 - 4 1/2" x 12 1/2" rectangle	37.5 x 4.5"	1 - 4 1/2" wide	7" = ~1/4 yds
	3 Rectangle(s)	3 - 4 1/2" x 12 1/2" rectangle	37.5 x 4.5"	1 - 4 1/2" wide	7" = ~1/4 yds
	3 Rectangle(s)	3 - 4 1/2" x 12 1/2" rectangle	37.5 x 4.5"	1 - 4 1/2" wide	7" = ~1/4 yds
	2 Rectangle(s)	2 - 4 1/2" x 12 1/2" rectangle	25 x 4.5"	1 - 4 1/2" wide	7" = ~1/4 yds
	2 Rectangle(s)	2 - 4 1/2" x 12 1/2" rectangle	25 x 4.5"	1 - 4 1/2" wide	7" = ~1/4 yds

	2 Rectangle(s)	2 - 4 1/2" x 12 1/2" rectangle	25 x 4.5"	1 - 4 1/2" wide	7" = ~1/4 yds
	3 Rectangle(s)	3 - 4 1/2" x 12 1/2" rectangle	37.5 x 4.5"	1 - 4 1/2" wide	7" = ~1/4 yds
	3 Rectangle(s)	3 - 4 1/2" x 12 1/2" rectangle	37.5 x 4.5"	1 - 4 1/2" wide	7" = ~1/4 yds
	3 Rectangle(s)	3 - 4 1/2" x 12 1/2" rectangle	37.5 x 4.5"	1 - 4 1/2" wide	7" = ~1/4 yds
	2 Rectangle(s)	2 - 4 1/2" x 12 1/2" rectangle	25 x 4.5"	1 - 4 1/2" wide	7" = ~1/4 yds
	2 Rectangle(s)	2 - 4 1/2" x 12 1/2" rectangle	25 x 4.5"	1 - 4 1/2" wide	7" = ~1/4 yds
	2 Rectangle(s)	2 - 4 1/2" x 12 1/2" rectangle	25 x 4.5"	1 - 4 1/2" wide	7" = ~1/4 yds
	3 Rectangle(s)	3 - 4 1/2" x 12 1/2" rectangle	37.5 x 4.5"	1 - 4 1/2" wide	7" = ~1/4 yds
	3 Rectangle(s)	3 - 4 1/2" x 12 1/2" rectangle	37.5 x 4.5"	1 - 4 1/2" wide	7" = ~1/4 yds
	3 Rectangle(s)	3 - 4 1/2" x 12 1/2" rectangle	37.5 x 4.5"	1 - 4 1/2" wide	7" = ~1/4 yds
	2 Rectangle(s)	2 - 4 1/2" x 12 1/2" rectangle	25 x 4.5"	1 - 4 1/2" wide	7" = ~1/4 yds
	2 Rectangle(s)	2 - 4 1/2" x 12 1/2" rectangle	25 x 4.5"	1 - 4 1/2" wide	7" = ~1/4 yds
	2 Rectangle(s)	2 - 4 1/2" x 12 1/2" rectangle	25 x 4.5"	1 - 4 1/2" wide	7" = ~1/4 yds
	3 Rectangle(s)	3 - 4 1/2" x 12 1/2" rectangle	37.5 x 4.5"	1 - 4 1/2" wide	7" = ~1/4 yds
	3 Rectangle(s)	3 - 4 1/2" x 12 1/2" rectangle	37.5 x 4.5"	1 - 4 1/2" wide	7" = ~1/4 yds
	3 Rectangle(s)	3 - 4 1/2" x 12 1/2" rectangle	37.5 x 4.5"	1 - 4 1/2" wide	7" = ~1/4 yds

	2 Rectangle(s)	2 - 4 1/2" x 12 1/2" rectangle	25 x 4.5"	1 - 4 1/2" wide	7" = ~1/4 yds
	2 Rectangle(s)	2 - 4 1/2" x 12 1/2" rectangle	25 x 4.5"	1 - 4 1/2" wide	7" = ~1/4 yds
	2 Rectangle(s)	2 - 4 1/2" x 12 1/2" rectangle	25 x 4.5"	1 - 4 1/2" wide	7" = ~1/4 yds
	3 Rectangle(s)	3 - 4 1/2" x 12 1/2" rectangle	37.5 x 4.5"	1 - 4 1/2" wide	7" = ~1/4 yds
	3 Rectangle(s)	3 - 4 1/2" x 12 1/2" rectangle	37.5 x 4.5"	1 - 4 1/2" wide	7" = ~1/4 yds
	3 Rectangle(s)	3 - 4 1/2" x 12 1/2" rectangle	37.5 x 4.5"	1 - 4 1/2" wide	7" = ~1/4 yds
	2 Rectangle(s)	2 - 4 1/2" x 12 1/2" rectangle	25 x 4.5"	1 - 4 1/2" wide	7" = ~1/4 yds
	2 Rectangle(s)	2 - 4 1/2" x 12 1/2" rectangle	25 x 4.5"	1 - 4 1/2" wide	7" = ~1/4 yds
	2 Rectangle(s)	2 - 4 1/2" x 12 1/2" rectangle	25 x 4.5"	1 - 4 1/2" wide	7" = ~1/4 yds

Sashing



Yardage needed: 26 - 2.5" strips = 65" = ~1 7/8 yds

Border1 (For pieced border, add 10" to total length)



Yardage needed: seamless border length = 96" = ~2 3/4 yds

Backing

Yardage needed: 215" = ~6 yds

Binding

2.5" Strips required: 9

Yardage needed: 22.5" = ~5/8 yds

NOTE: Directional fabric may require an increase in the displayed fabric requirements.