


# Odd Squares And Rectangles



@bgb1066

Overall quilt size: 75" x 60"





Blocks Used








Plain Block - 24 blocks




Four Patch - 24 blocks

Block Info

Fabric	Pieces used	Fabric to cut	Total length needed	40" strips needed	Total Yardage
	96 Square(s)	96 - 2" square	192 x 2"	5 - 2" wide	12" = ~3/8 yds
	96 Rectangle(s)	96 - 2" x 3 1/2" rectangle	336 x 2"	9 - 2" wide	20" = ~5/8 yds
	24 Square(s)	24 - 3 1/2" square	84 x 3.5"	3 - 3 1/2" wide	13" = ~3/8 yds
	48 Square(s)	48 - 3 1/2" square	168 x 3.5"	5 - 3 1/2" wide	20" = ~5/8 yds
	48 Square(s)	48 - 3 1/2" square	168 x 3.5"	5 - 3 1/2" wide	20" = ~5/8 yds

Sashing



Yardage needed: 23 - 3.5" strips = 80.5" = ~2 1/4 yds

Border1 (For pieced border, add 10" to total length)



Yardage needed: seamless border length = 59" = ~1 3/4 yds

Border2 (For pieced border, add 10" to total length)



Yardage needed: seamless border length = 67" =  $\sim 1 \frac{7}{8}$  yds

## Backing

Yardage needed: 142" =  $\sim 4$  yds

## Binding

2.5" Strips required: 7

Yardage needed: 17.5" =  $\sim 1/2$  yds

NOTE: Directional fabric may require an increase in the displayed fabric requirements.