

# Rainbow Pinwheels



@tiptoesrose

Overall quilt size: 88" x 94"



























## Blocks Used



Pinwheel - 156 blocks










## Block Info













Fabric	Pieces used	Fabric to cut	Total length needed	40" strips needed	Total Yardage
	52 Half-square Triangle(s)	26 - 3 7/8" square	100.75 x 3.875"	3 - 3 7/8" wide	14" = ~1/2 yds
	12 Half-square Triangle(s)	6 - 3 7/8" square	23.25 x 3.875"	1 - 3 7/8" wide	6" = ~1/4 yds
	52 Half-square Triangle(s)	26 - 3 7/8" square	100.75 x 3.875"	3 - 3 7/8" wide	14" = ~1/2 yds
	8 Half-square Triangle(s)	4 - 3 7/8" square	15.5 x 3.875"	1 - 3 7/8" wide	6" = ~1/4 yds
	52 Half-square Triangle(s)	26 - 3 7/8" square	100.75 x 3.875"	3 - 3 7/8" wide	14" = ~1/2 yds
	12 Half-square Triangle(s)	6 - 3 7/8" square	23.25 x 3.875"	1 - 3 7/8" wide	6" = ~1/4 yds
	52 Half-square Triangle(s)	26 - 3 7/8" square	100.75 x 3.875"	3 - 3 7/8" wide	14" = ~1/2 yds
	12 Half-square Triangle(s)	6 - 3 7/8" square	23.25 x 3.875"	1 - 3 7/8" wide	6" = ~1/4 yds
	52 Half-square Triangle(s)	26 - 3 7/8" square	100.75 x 3.875"	3 - 3 7/8" wide	14" = ~1/2 yds
	12 Half-square Triangle(s)	6 - 3 7/8" square	23.25 x 3.875"	1 - 3 7/8" wide	6" = ~1/4 yds
	52 Half-square Triangle(s)	26 - 3 7/8" square	100.75 x 3.875"	3 - 3 7/8" wide	14" = ~1/2 yds
	8 Half-square Triangle(s)	4 - 3 7/8" square	15.5 x 3.875"	1 - 3 7/8" wide	6" = ~1/4 yds

	52 Half-square Triangle(s)	26 - 3 7/8" square	100.75 x 3.875"	3 - 3 7/8" wide	14" = ~1/2 yds
	12 Half-square Triangle(s)	6 - 3 7/8" square	23.25 x 3.875"	1 - 3 7/8" wide	6" = ~1/4 yds
	52 Half-square Triangle(s)	26 - 3 7/8" square	100.75 x 3.875"	3 - 3 7/8" wide	14" = ~1/2 yds
	16 Half-square Triangle(s)	8 - 3 7/8" square	31 x 3.875"	1 - 3 7/8" wide	6" = ~1/4 yds
	52 Half-square Triangle(s)	26 - 3 7/8" square	100.75 x 3.875"	3 - 3 7/8" wide	14" = ~1/2 yds
	12 Half-square Triangle(s)	6 - 3 7/8" square	23.25 x 3.875"	1 - 3 7/8" wide	6" = ~1/4 yds
	52 Half-square Triangle(s)	26 - 3 7/8" square	100.75 x 3.875"	3 - 3 7/8" wide	14" = ~1/2 yds
	20 Half-square Triangle(s)	10 - 3 7/8" square	38.75 x 3.875"	1 - 3 7/8" wide	6" = ~1/4 yds
	52 Half-square Triangle(s)	26 - 3 7/8" square	100.75 x 3.875"	3 - 3 7/8" wide	14" = ~1/2 yds
	12 Half-square Triangle(s)	6 - 3 7/8" square	23.25 x 3.875"	1 - 3 7/8" wide	6" = ~1/4 yds
	52 Half-square Triangle(s)	26 - 3 7/8" square	100.75 x 3.875"	3 - 3 7/8" wide	14" = ~1/2 yds
	16 Half-square Triangle(s)	8 - 3 7/8" square	31 x 3.875"	1 - 3 7/8" wide	6" = ~1/4 yds
	8 Half-square Triangle(s)	4 - 3 7/8" square	15.5 x 3.875"	1 - 3 7/8" wide	6" = ~1/4 yds
	12 Half-square Triangle(s)	6 - 3 7/8" square	23.25 x 3.875"	1 - 3 7/8" wide	6" = ~1/4 yds
	12 Half-square Triangle(s)	6 - 3 7/8" square	23.25 x 3.875"	1 - 3 7/8" wide	6" = ~1/4 yds
	12 Half-square Triangle(s)	6 - 3 7/8" square	23.25 x 3.875"	1 - 3 7/8" wide	6" = ~1/4 yds

	12 Half-square Triangle(s)	6 - 3 7/8" square	23.25 x 3.875"	1 - 3 7/8" wide	6" = ~1/4 yds
	12 Half-square Triangle(s)	6 - 3 7/8" square	23.25 x 3.875"	1 - 3 7/8" wide	6" = ~1/4 yds
	12 Half-square Triangle(s)	6 - 3 7/8" square	23.25 x 3.875"	1 - 3 7/8" wide	6" = ~1/4 yds
	8 Half-square Triangle(s)	4 - 3 7/8" square	15.5 x 3.875"	1 - 3 7/8" wide	6" = ~1/4 yds
	12 Half-square Triangle(s)	6 - 3 7/8" square	23.25 x 3.875"	1 - 3 7/8" wide	6" = ~1/4 yds
	8 Half-square Triangle(s)	4 - 3 7/8" square	15.5 x 3.875"	1 - 3 7/8" wide	6" = ~1/4 yds
	16 Half-square Triangle(s)	8 - 3 7/8" square	31 x 3.875"	1 - 3 7/8" wide	6" = ~1/4 yds
	12 Half-square Triangle(s)	6 - 3 7/8" square	23.25 x 3.875"	1 - 3 7/8" wide	6" = ~1/4 yds
	8 Half-square Triangle(s)	4 - 3 7/8" square	15.5 x 3.875"	1 - 3 7/8" wide	6" = ~1/4 yds
	8 Half-square Triangle(s)	4 - 3 7/8" square	15.5 x 3.875"	1 - 3 7/8" wide	6" = ~1/4 yds
	12 Half-square Triangle(s)	6 - 3 7/8" square	23.25 x 3.875"	1 - 3 7/8" wide	6" = ~1/4 yds
	8 Half-square Triangle(s)	4 - 3 7/8" square	15.5 x 3.875"	1 - 3 7/8" wide	6" = ~1/4 yds
	12 Half-square Triangle(s)	6 - 3 7/8" square	23.25 x 3.875"	1 - 3 7/8" wide	6" = ~1/4 yds
	12 Half-square Triangle(s)	6 - 3 7/8" square	23.25 x 3.875"	1 - 3 7/8" wide	6" = ~1/4 yds
	12 Half-square Triangle(s)	6 - 3 7/8" square	23.25 x 3.875"	1 - 3 7/8" wide	6" = ~1/4 yds
	12 Half-square Triangle(s)	6 - 3 7/8" square	23.25 x 3.875"	1 - 3 7/8" wide	6" = ~1/4 yds



	12 Half-square Triangle(s)	6 - 3 7/8" square	23.25 x 3.875"	1 - 3 7/8" wide	6" = ~1/4 yds
	8 Half-square Triangle(s)	4 - 3 7/8" square	15.5 x 3.875"	1 - 3 7/8" wide	6" = ~1/4 yds
	8 Half-square Triangle(s)	4 - 3 7/8" square	15.5 x 3.875"	1 - 3 7/8" wide	6" = ~1/4 yds
	8 Half-square Triangle(s)	4 - 3 7/8" square	15.5 x 3.875"	1 - 3 7/8" wide	6" = ~1/4 yds
	12 Half-square Triangle(s)	6 - 3 7/8" square	23.25 x 3.875"	1 - 3 7/8" wide	6" = ~1/4 yds
	12 Half-square Triangle(s)	6 - 3 7/8" square	23.25 x 3.875"	1 - 3 7/8" wide	6" = ~1/4 yds
	8 Half-square Triangle(s)	4 - 3 7/8" square	15.5 x 3.875"	1 - 3 7/8" wide	6" = ~1/4 yds
	12 Half-square Triangle(s)	6 - 3 7/8" square	23.25 x 3.875"	1 - 3 7/8" wide	6" = ~1/4 yds
	8 Half-square Triangle(s)	4 - 3 7/8" square	15.5 x 3.875"	1 - 3 7/8" wide	6" = ~1/4 yds
	12 Half-square Triangle(s)	6 - 3 7/8" square	23.25 x 3.875"	1 - 3 7/8" wide	6" = ~1/4 yds
	8 Half-square Triangle(s)	4 - 3 7/8" square	15.5 x 3.875"	1 - 3 7/8" wide	6" = ~1/4 yds
	8 Half-square Triangle(s)	4 - 3 7/8" square	15.5 x 3.875"	1 - 3 7/8" wide	6" = ~1/4 yds
	8 Half-square Triangle(s)	4 - 3 7/8" square	15.5 x 3.875"	1 - 3 7/8" wide	6" = ~1/4 yds
	8 Half-square Triangle(s)	4 - 3 7/8" square	15.5 x 3.875"	1 - 3 7/8" wide	6" = ~1/4 yds
	12 Half-square Triangle(s)	6 - 3 7/8" square	23.25 x 3.875"	1 - 3 7/8" wide	6" = ~1/4 yds
	8 Half-square Triangle(s)	4 - 3 7/8" square	15.5 x 3.875"	1 - 3 7/8" wide	6" = ~1/4 yds

	8 Half-square Triangle(s)	4 - 3 7/8" square	15.5 x 3.875"	1 - 3 7/8" wide	6" = ~1/4 yds
	8 Half-square Triangle(s)	4 - 3 7/8" square	15.5 x 3.875"	1 - 3 7/8" wide	6" = ~1/4 yds
	12 Half-square Triangle(s)	6 - 3 7/8" square	23.25 x 3.875"	1 - 3 7/8" wide	6" = ~1/4 yds
	8 Half-square Triangle(s)	4 - 3 7/8" square	15.5 x 3.875"	1 - 3 7/8" wide	6" = ~1/4 yds
	8 Half-square Triangle(s)	4 - 3 7/8" square	15.5 x 3.875"	1 - 3 7/8" wide	6" = ~1/4 yds
	8 Half-square Triangle(s)	4 - 3 7/8" square	15.5 x 3.875"	1 - 3 7/8" wide	6" = ~1/4 yds
	8 Half-square Triangle(s)	4 - 3 7/8" square	15.5 x 3.875"	1 - 3 7/8" wide	6" = ~1/4 yds
	8 Half-square Triangle(s)	4 - 3 7/8" square	15.5 x 3.875"	1 - 3 7/8" wide	6" = ~1/4 yds
	12 Half-square Triangle(s)	6 - 3 7/8" square	23.25 x 3.875"	1 - 3 7/8" wide	6" = ~1/4 yds
	8 Half-square Triangle(s)	4 - 3 7/8" square	15.5 x 3.875"	1 - 3 7/8" wide	6" = ~1/4 yds
	8 Half-square Triangle(s)	4 - 3 7/8" square	15.5 x 3.875"	1 - 3 7/8" wide	6" = ~1/4 yds
	4 Half-square Triangle(s)	2 - 3 7/8" square	7.75 x 3.875"	1 - 3 7/8" wide	6" = ~1/4 yds

Border1 (For pieced border, add 10" to total length)



Yardage needed: seamless border length = 88" = ~2 1/2 yds

Border2 (For pieced border, add 10" to total length)



Yardage needed: seamless border length = 98" = ~2 3/4 yds



## Backing

Yardage needed: 245" = ~6 7/8 yds

## Binding

2.5" Strips required: 10

Yardage needed: 25" = ~3/4 yds

NOTE: Directional fabric may require an increase in the displayed fabric requirements.