

# LOVE KNOT HOT PINK CIRCLES



@lynnggranado61

Overall quilt size: 84" x 84"





## Blocks Used



Solid - 32 blocks





Half Square Triangle - 31 blocks




Half Square Triangle - 1 blocks

## Block Info


Fabric	Pieces used	Fabric to cut	Total length needed	40" strips needed	Total Yardage needed
	20 Square(s) 20 Half-square Triangle(s)	20 - 6 1/2" square 11 - 6 7/8" square	130 x 6.5" 75.625 x 6.875"	4 - 6 1/2" wide 2 - 6 7/8" wide	42" = ~1 1/4 yds
	32 Half-square Triangle(s)	17 - 6 7/8" square	116.875 x 6.875"	3 - 6 7/8" wide	23" = ~3/4 yds
	12 Square(s) 12 Half-square Triangle(s)	12 - 6 1/2" square 7 - 6 7/8" square	78 x 6.5" 48.125 x 6.875"	2 - 6 1/2" wide 2 - 6 7/8" wide	29" = ~7/8 yds

Border1 (For pieced border, add 10" to total length)




Yardage needed: seamless border length = 64" = ~1 7/8 yds

Border2 (For pieced border, add 10" to total length)



Yardage needed: seamless border length = 76" = ~2 1/8 yds

Border3 (For pieced border, add 10" to total length)



Yardage needed: seamless border length = 88" =  $\sim 2 \frac{1}{2}$  yds

## Backing

Yardage needed: 212" =  $\sim 6$  yds

## Binding

2.5" Strips required: 9

Yardage needed: 22.5" =  $\sim 5/8$  yds

NOTE: Directional fabric may require an increase in the displayed fabric requirements.