

# Apply Baby



@holmesbex01

Overall quilt size: 40" x 40"





## Blocks Used








Solid - 25 blocks



Horizontal Rectangles - 24 blocks

## Block Info


Fabric	Pieces used	Fabric to cut	Total length needed	40" strips needed	Total Yardage
	16 Square(s)	16 - 4 1/2" square	72 x 4.5"	2 - 4 1/2" wide	11" = ~3/8 yds
	24 Rectangle(s)	24 - 2 1/2" x 4 1/2" rectangle	108 x 2.5"	3 - 2 1/2" wide	10" = ~3/8 yds
	24 Rectangle(s)	24 - 2 1/2" x 4 1/2" rectangle	108 x 2.5"	3 - 2 1/2" wide	10" = ~3/8 yds
	5 Square(s)	5 - 4 1/2" square	22.5 x 4.5"	1 - 4 1/2" wide	7" = ~1/4 yds
	4 Square(s)	4 - 4 1/2" square	18 x 4.5"	1 - 4 1/2" wide	7" = ~1/4 yds

Border1 (For pieced border, add 10" to total length)




Yardage needed: seamless border length = 34" = ~1 yds

Border2 (For pieced border, add 10" to total length)



Yardage needed: seamless border length = 40" = ~1 1/8 yds

Border3 (For pieced border, add 10" to total length)



Yardage needed: seamless border length = 44" =  $\sim 1 \frac{1}{4}$  yds

## Backing

Yardage needed: 58" =  $\sim 1 \frac{5}{8}$  yds

## Binding

2.5" Strips required: 4

Yardage needed: 10" =  $\sim \frac{3}{8}$  yds

NOTE: Directional fabric may require an increase in the displayed fabric requirements.