

P3



@shellyfoston

Overall quilt size: 40" x 52"



Blocks Used



London Square- Right - 2 blocks



Sawtooth Star II - 6 blocks







Ohio Star - 2 blocks



London Square- Left - 2 blocks

Block Info

Fabric	Pieces used	Fabric to cut	Total length needed	40" strips needed	Total Yardage
	16 Rectangle(s) 18 Square(s) 64 Quarter-square Triangle(s) 24 Half-square Triangle(s)	8 - 3 1/2" x 9 1/2" rectangle 8 - 3 1/2" x 6 1/2" rectangle 8 - 3 1/2" square 12 - 4 1/4" square 12 - 6 7/8" square 4 - 5 1/4" square 10 - 4 1/2" square	156 x 3.5" 51 x 4.25" 82.5 x 6.875" 21 x 5.25" 45 x 4.5"	4 - 3 1/2" wide 2 - 4 1/4" wide 3 - 6 7/8" wide 1 - 5 1/4" wide 2 - 4 1/2" wide	60" = ~1 3/4 yds
	16 Square(s)	16 - 3 1/2" square	56 x 3.5"	2 - 3 1/2" wide	9" = ~1/4 yds
	6 Square(s) 48 Quarter-square Triangle(s)	6 - 6 1/2" square 12 - 4 1/4" square	39 x 6.5" 51 x 4.25"	1 - 6 1/2" wide 2 - 4 1/4" wide	17" = ~1/2 yds
	16 Quarter-square Triangle(s)	4 - 5 1/4" square	21 x 5.25"	1 - 5 1/4" wide	8" = ~1/4 yds

Border1 (For pieced border, add 10" to total length)



Yardage needed: seamless border length = 54" = ~1 1/2 yds

Border2 (For pieced border, add 10" to total length)



Yardage needed: seamless border length = 56" = $\sim 1 \frac{5}{8}$ yds

Backing

Yardage needed: 72" = ~ 2 yds

Binding

2.5" Strips required: 5

Yardage needed: 12.5" = $\sim \frac{3}{8}$ yds

NOTE: Directional fabric may require an increase in the displayed fabric requirements.