


# Green Christmas



@baye1976

Overall quilt size: 60" x 60"



## Blocks Used







London Square- Left - 18 blocks




Ohio Star - 18 blocks

## Block Info

Fabric	Pieces used	Fabric to cut	Total length needed	40" strips needed	Total Yardage
	36 Rectangle(s) 18 Square(s) 144 Quarter-square Triangle(s)	18 - 2 1/2" x 6 1/2" rectangle 18 - 2 1/2" x 4 1/2" rectangle 18 - 2 1/2" square 36 - 3 11/12" square	243 x 2.5" 141 x 3.917"	7 - 2 1/2" wide 4 - 3 11/12" wide	36" = ~1 yds
	90 Square(s)	72 - 2 1/2" square 18 - 3 1/6" square	180 x 2.5" 57 x 3.167"	5 - 2 1/2" wide 2 - 3 83/497" wide	21" = ~5/8 yds
	36 Rectangle(s) 18 Square(s)	18 - 2 1/2" x 6 1/2" rectangle 18 - 2 1/2" x 4 1/2" rectangle 18 - 2 1/2" square	243 x 2.5"	7 - 2 1/2" wide	20" = ~5/8 yds
	144 Quarter-square Triangle(s) 72 Square(s)	36 - 3 11/12" square 72 - 3 1/6" square	141 x 3.917" 228 x 3.167"	4 - 3 11/12" wide 6 - 3 83/497" wide	37" = ~1 1/8 yds

## Border1 (For pieced border, add 10" to total length)



Yardage needed: seamless border length = 60" = ~1 3/4 yds

## Border2 (For pieced border, add 10" to total length)



Yardage needed: seamless border length = 64" =  $\sim 1 \frac{7}{8}$  yds

## Backing

Yardage needed: 116" =  $\sim 3 \frac{1}{4}$  yds

## Binding

2.5" Strips required: 6

Yardage needed: 15" =  $\sim \frac{1}{2}$  yds

NOTE: Directional fabric may require an increase in the displayed fabric requirements.