


Wedding Throw Panel



@triciawood2018

Overall quilt size: 39" x 39"



Blocks Used



Rail Fence Horizontal - 6 blocks






Rail Fence Vertical - 6 blocks



Solid - 4 blocks

Block Info

Fabric	Pieces used	Fabric to cut	Total length needed	40" strips needed	Total Yardage
	24 Rectangle(s)	24 - 2 1/2" x 6 1/2" rectangle	156 x 2.5"	4 - 2 1/2" wide	12" = ~3/8 yds
	12 Rectangle(s)	12 - 2 1/2" x 6 1/2" rectangle	78 x 2.5"	2 - 2 1/2" wide	7" = ~1/4 yds
	4 Square(s)	4 - 6 1/2" square	26 x 6.5"	1 - 6 1/2" wide	9" = ~1/4 yds

Sashing



Yardage needed: 8 - 1.5" strips = 12" = ~3/8 yds

Border1 (For pieced border, add 10" to total length)



Yardage needed: seamless border length = 37" = ~1 1/8 yds

Border2 (For pieced border, add 10" to total length)



Yardage needed: seamless border length = 43" = ~1 1/4 yds

Backing

Yardage needed: 56" = ~1 5/8 yds

Binding

2.5" Strips required: 4

Yardage needed: 10" = ~3/8 yds

NOTE: Directional fabric may require an increase in the displayed fabric requirements.