

Gradient Rail Fence



@kfbowden

Overall quilt size: 46" x 64"



Blocks Used














Rail Fence Vertical - 35 blocks



Rail Fence Horizontal - 35 blocks

Block Info

Fabric	Pieces used	Fabric to cut	Total length needed	40" strips needed	Total Yardage
	26 Rectangle(s)	26 - 2 1/2" x 6 1/2" rectangle	169 x 2.5"	5 - 2 1/2" wide	15" = ~1/2 yds
	26 Rectangle(s)	26 - 2 1/2" x 6 1/2" rectangle	169 x 2.5"	5 - 2 1/2" wide	15" = ~1/2 yds
	26 Rectangle(s)	26 - 2 1/2" x 6 1/2" rectangle	169 x 2.5"	5 - 2 1/2" wide	15" = ~1/2 yds
	18 Rectangle(s)	18 - 2 1/2" x 6 1/2" rectangle	117 x 2.5"	3 - 2 1/2" wide	10" = ~3/8 yds
	18 Rectangle(s)	18 - 2 1/2" x 6 1/2" rectangle	117 x 2.5"	3 - 2 1/2" wide	10" = ~3/8 yds
	18 Rectangle(s)	18 - 2 1/2" x 6 1/2" rectangle	117 x 2.5"	3 - 2 1/2" wide	10" = ~3/8 yds
	12 Rectangle(s)	12 - 2 1/2" x 6 1/2" rectangle	78 x 2.5"	2 - 2 1/2" wide	7" = ~1/4 yds
	12 Rectangle(s)	12 - 2 1/2" x 6 1/2" rectangle	78 x 2.5"	2 - 2 1/2" wide	7" = ~1/4 yds
	12 Rectangle(s)	12 - 2 1/2" x 6 1/2" rectangle	78 x 2.5"	2 - 2 1/2" wide	7" = ~1/4 yds
	14 Rectangle(s)	14 - 2 1/2" x 6 1/2" rectangle	91 x 2.5"	3 - 2 1/2" wide	10" = ~3/8 yds
	14 Rectangle(s)	14 - 2 1/2" x 6 1/2" rectangle	91 x 2.5"	3 - 2 1/2" wide	10" = ~3/8 yds



14
Rectangle(s)

14 - 2 1/2" x 6 1/2"
rectangle

91 x 2.5"

3 - 2 1/2" wide

10" = ~3/8
yds

Border1 (For pieced border, add 10" to total length)



Yardage needed: seamless border length = 68" = ~2 yds

Backing

Yardage needed: 98" = ~2 3/4 yds

Binding

2.5" Strips required: 6

Yardage needed: 15" = ~1/2 yds

NOTE: Directional fabric may require an increase in the displayed fabric requirements.