

Simple Irish Flag Inspired



@ajcampbell95

Overall quilt size: 84" x 84"



Blocks Used



Four Patch - 22 blocks











Four Patch - 24 blocks



Spool - 3 blocks

Block Info


Fabric	Pieces used	Fabric to cut	Total length needed	40" strips needed	Total Yardage
	44 Square(s)	44 - 4 1/2" square	198 x 4.5"	5 - 4 1/2" wide	25" = ~3/4 yds
	47 Square(s)	47 - 4 1/2" square	211.5 x 4.5"	6 - 4 1/2" wide	29" = ~7/8 yds
	24 Square(s)	24 - 4 1/2" square	108 x 4.5"	3 - 4 1/2" wide	16" = ~1/2 yds
	24 Square(s)	24 - 4 1/2" square	108 x 4.5"	3 - 4 1/2" wide	16" = ~1/2 yds
	24 Square(s)	24 - 4 1/2" square	108 x 4.5"	3 - 4 1/2" wide	16" = ~1/2 yds
	24 Square(s)	24 - 4 1/2" square	108 x 4.5"	3 - 4 1/2" wide	16" = ~1/2 yds
	6 Rectangle(s) 12 Half-square Triangle(s)	6 - 2 1/2" x 4 1/2" rectangle 6 - 2 7/8" square	27 x 2.5" 17.25 x 2.875"	1 - 2 1/2" wide 1 - 2 7/8" wide	8" = ~1/4 yds
	12 Half-square Triangle(s) 6 Rectangle(s)	6 - 2 7/8" square 6 - 2 1/2" x 4 1/2" rectangle	17.25 x 2.875" 27 x 2.5"	1 - 2 7/8" wide 1 - 2 1/2" wide	8" = ~1/4 yds

Sashing



Yardage needed: $29 - 2.5'' \text{ strips} = 72.5'' = \sim 2 \frac{1}{8} \text{ yds}$

Border1 (For pieced border, add 10" to total length)



Yardage needed: seamless border length = 80" = $\sim 2 \frac{1}{4} \text{ yds}$

Border2 (For pieced border, add 10" to total length)



Yardage needed: seamless border length = 84" = $\sim 2 \frac{3}{8} \text{ yds}$

Border3 (For pieced border, add 10" to total length)



Yardage needed: seamless border length = 88" = $\sim 2 \frac{1}{2} \text{ yds}$

Backing

Yardage needed: 212" = $\sim 6 \text{ yds}$

Binding

2.5" Strips required: 9

Yardage needed: 22.5" = $\sim 5/8 \text{ yds}$

NOTE: Directional fabric may require an increase in the displayed fabric requirements.