


# Mah!



@cpassito

Overall quilt size: 96" x 96"






## Blocks Used









West Virginia Square - 50 blocks



King's Crown - 50 blocks

## Block Info

Fabric	Pieces used	Fabric to cut	Total length needed	40" strips needed	Total Yardage
	50 Unique(s)	50 - Undefined	0 x 0"	0 - 0" wide	
	50 Unique(s)	50 - Undefined	0 x 0"	0 - 0" wide	
	50 Unique(s)	50 - Undefined	0 x 0"	0 - 0" wide	
	200 Square(s)	200 - 2 1/2" square	500 x 2.5"	13 - 2 1/2" wide	35" = ~1 yds
	50 Square(s) 400 Half-square Triangle(s)	50 - 4 1/2" square 200 - 2 7/8" square	225 x 4.5" 575 x 2.875"	6 - 4 1/2" wide 15 - 2 7/8" wide	73" = ~2 1/8 yds
	200 Quarter-square Triangle(s)	50 - 5 1/4" square	262.5 x 5.25"	7 - 5 1/4" wide	39" = ~1 1/8 yds

### Border1 (For pieced border, add 10" to total length)



Yardage needed: seamless border length = 92" = ~2 5/8 yds

### Border2 (For pieced border, add 10" to total length)



Yardage needed: seamless border length = 98" = ~2 3/4 yds

Border3 (For pieced border, add 10" to total length)



Yardage needed: seamless border length = 100" =  $\sim 2 \frac{7}{8}$  yds

## Backing

Yardage needed: 271" =  $\sim 7 \frac{5}{8}$  yds

## Binding

2.5" Strips required: 10

Yardage needed: 25" =  $\sim \frac{3}{4}$  yds

NOTE: Directional fabric may require an increase in the displayed fabric requirements.