

# Oddly



@thebrownbee

Overall quilt size: 48" x 48"





## Blocks Used






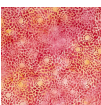








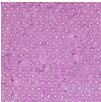

Four Patch - 12 blocks



Solid - 4 blocks

## Block Info

Fabric	Pieces used	Fabric to cut	Total length needed	40" strips needed	Total Yardage
	2 Square(s)	2 - 5 1/2" square	11 x 5.5"	1 - 5 1/2" wide	8" = ~1/4 yds
	24 Square(s)	24 - 5 1/2" square	132 x 5.5"	4 - 5 1/2" wide	24" = ~3/4 yds
	4 Square(s)	4 - 5 1/2" square	22 x 5.5"	1 - 5 1/2" wide	8" = ~1/4 yds
	2 Square(s)	2 - 5 1/2" square	11 x 5.5"	1 - 5 1/2" wide	8" = ~1/4 yds
	2 Square(s)	2 - 5 1/2" square	11 x 5.5"	1 - 5 1/2" wide	8" = ~1/4 yds
	2 Square(s)	2 - 5 1/2" square	11 x 5.5"	1 - 5 1/2" wide	8" = ~1/4 yds
	2 Square(s)	2 - 10 1/2" square	21 x 10.5"	1 - 10 1/2" wide	13" = ~3/8 yds
	2 Square(s)	2 - 10 1/2" square	21 x 10.5"	1 - 10 1/2" wide	13" = ~3/8 yds
	2 Square(s)	2 - 5 1/2" square	11 x 5.5"	1 - 5 1/2" wide	8" = ~1/4 yds
	2 Square(s)	2 - 5 1/2" square	11 x 5.5"	1 - 5 1/2" wide	8" = ~1/4 yds

	2 Square(s)	2 - 5 1/2" square	11 x 5.5"	1 - 5 1/2" wide	8" = ~1/4 yds
	2 Square(s)	2 - 5 1/2" square	11 x 5.5"	1 - 5 1/2" wide	8" = ~1/4 yds
	2 Square(s)	2 - 5 1/2" square	11 x 5.5"	1 - 5 1/2" wide	8" = ~1/4 yds
	2 Square(s)	2 - 5 1/2" square	11 x 5.5"	1 - 5 1/2" wide	8" = ~1/4 yds

Border1 (For pieced border, add 10" to total length)



Yardage needed: seamless border length = 48" = ~1 3/8 yds

Border2 (For pieced border, add 10" to total length)



Yardage needed: seamless border length = 52" = ~1 1/2 yds

Backing

Yardage needed: 79" = ~2 1/4 yds

Binding

2.5" Strips required: 5

Yardage needed: 12.5" = ~3/8 yds

NOTE: Directional fabric may require an increase in the displayed fabric requirements.