


Panel Frame



@kmnewton56

Overall quilt size: 42" x 48"



Blocks Used



Rail Fence Horizontal - 11 blocks







Rail Fence Vertical - 11 blocks



Solid - 20 blocks

Block Info

Fabric	Pieces used	Fabric to cut	Total length needed	40" strips needed	Total Yardage
	22 Rectangle(s)	22 - 2 1/2" x 6 1/2" rectangle	143 x 2.5"	4 - 2 1/2" wide	12" = ~3/8 yds
	22 Rectangle(s)	22 - 2 1/2" x 6 1/2" rectangle	143 x 2.5"	4 - 2 1/2" wide	12" = ~3/8 yds
	22 Rectangle(s)	22 - 2 1/2" x 6 1/2" rectangle	143 x 2.5"	4 - 2 1/2" wide	12" = ~3/8 yds
	20 Square(s)	20 - 6 1/2" square	130 x 6.5"	4 - 6 1/2" wide	28" = ~7/8 yds

Border1 (For pieced border, add 10" to total length)



Yardage needed: seamless border length = 52" = ~1 1/2 yds

Backing

Yardage needed: 70" = ~2 yds

Binding

2.5" Strips required: 5

Yardage needed: 12.5" = ~3/8 yds

NOTE: Directional fabric may require an increase in the displayed fabric requirements.