


Wheat Field



@adosisjessyw

Overall quilt size: 66" x 48"



Blocks Used



Solid - 69 blocks



Half Square Triangle - 8 blocks













Half Square Triangle - 10 blocks



Horizontal Rectangles - 1 blocks

Block Info

Fabric	Pieces used	Fabric to cut	Total length needed	40" strips needed	Total Yardage
	10 Square(s) 4 Half-square Triangle(s)	10 - 6 1/2" square 2 - 6 7/8" square	65 x 6.5" 13.75 x 6.875"	2 - 6 1/2" wide 1 - 6 7/8" wide	22" = ~5/8 yds
	4 Half-square Triangle(s) 7 Square(s) 1 Rectangle(s)	2 - 6 7/8" square 7 - 6 1/2" square 1 - 3 1/2" x 6 1/2" rectangle	13.75 x 6.875" 45.5 x 6.5" 6.5 x 3.5"	1 - 6 7/8" wide 2 - 6 1/2" wide 1 - 3 1/2" wide	26" = ~3/4 yds
	1 Rectangle(s)	1 - 3 1/2" x 6 1/2" rectangle	6.5 x 3.5"	1 - 3 1/2" wide	6" = ~1/4 yds
	8 Square(s) 3 Half-square Triangle(s)	8 - 6 1/2" square 2 - 6 7/8" square	52 x 6.5" 13.75 x 6.875"	2 - 6 1/2" wide 1 - 6 7/8" wide	22" = ~5/8 yds
	5 Half-square Triangle(s) 17 Square(s)	4 - 6 7/8" square 17 - 6 1/2" square	27.5 x 6.875" 110.5 x 6.5"	1 - 6 7/8" wide 3 - 6 1/2" wide	29" = ~7/8 yds
	4 Square(s) 3 Half-square Triangle(s)	4 - 6 1/2" square 3 - 6 7/8" square	26 x 6.5" 20.625 x 6.875"	1 - 6 1/2" wide 1 - 6 7/8" wide	16" = ~1/2 yds
	3 Half-square Triangle(s) 6 Square(s)	2 - 6 7/8" square 6 - 6 1/2" square	13.75 x 6.875" 39 x 6.5"	1 - 6 7/8" wide 1 - 6 1/2" wide	16" = ~1/2 yds

	8 Square(s) 9 Half-square Triangle(s)	8 - 6 1/2" square 6 - 6 7/8" square	52 x 6.5" 41.25 x 6.875"	2 - 6 1/2" wide 2 - 6 7/8" wide	29" = ~7/8 yds
	3 Half-square Triangle(s) 7 Square(s)	2 - 6 7/8" square 7 - 6 1/2" square	13.75 x 6.875" 45.5 x 6.5"	1 - 6 7/8" wide 2 - 6 1/2" wide	22" = ~5/8 yds
	2 Half-square Triangle(s) 2 Square(s)	2 - 6 7/8" square 2 - 6 1/2" square	13.75 x 6.875" 13 x 6.5"	1 - 6 7/8" wide 1 - 6 1/2" wide	16" = ~1/2 yds

Backing

Yardage needed: 104" = ~3 yds

Binding

2.5" Strips required: 6

Yardage needed: 15" = ~1/2 yds

NOTE: Directional fabric may require an increase in the displayed fabric requirements.