

Shelby 2



@beccacompton

Overall quilt size: 168" x 168"



Blocks Used







Solid - 180 blocks



Half Square Triangle - 16 blocks

Block Info

Fabric	Pieces used	Fabric to cut	Total length needed	40" strips needed	Total Yardage
	20 Square(s) 8 Half-square Triangle(s)	20 - 12 1/2" square 4 - 12 7/8" square	250 x 12.5" 51.5 x 12.875"	7 - 12 1/2" wide 2 - 12 7/8" wide	116" = ~3 1/4 yds
	104 Square(s) 16 Half-square Triangle(s)	104 - 12 1/2" square 8 - 12 7/8" square	1300 x 12.5" 103 x 12.875"	33 - 12 1/2" wide 3 - 12 7/8" wide	454" = ~12 5/8 yds
	8 Square(s)	8 - 12 1/2" square	100 x 12.5"	3 - 12 1/2" wide	40" = ~1 1/8 yds
	48 Square(s) 8 Half-square Triangle(s)	48 - 12 1/2" square 4 - 12 7/8" square	600 x 12.5" 51.5 x 12.875"	15 - 12 1/2" wide 2 - 12 7/8" wide	216" = ~6 yds

Backing

Yardage needed: 775" = ~21 5/8 yds

Binding

2.5" Strips required: 17

Yardage needed: 42.5" = ~1 1/4 yds

NOTE: Directional fabric may require an increase in the displayed fabric requirements.