

# Colcha Flor Azul



@erikacosturar

Overall quilt size: 48" x 48"



## Blocks Used



Solid - 8 blocks



London Square- Left - 9 blocks



Four Patch - 8 blocks








London Square- Right - 7 blocks



Half Square Triangle - 4 blocks

## Block Info

Fabric	Pieces used	Fabric to cut	Total length needed	40" strips needed	Total Yardage
	8 Square(s)	8 - 8 1/2" square	68 x 8.5"	2 - 8 1/2" wide	19" = ~5/8 yds
	32 Rectangle(s) 32 Square(s) 4 Half-square Triangle(s)	16 - 2 1/2" x 6 1/2" rectangle 16 - 2 1/2" x 4 1/2" rectangle 16 - 2 1/2" square 16 - 4 1/2" square 2 - 8 7/8" square	216 x 2.5" 72 x 4.5" 17.75 x 8.875"	6 - 2 1/2" wide 2 - 4 1/2" wide 1 - 8 7/8" wide	35" = ~1 yds
	80 Square(s)	64 - 2 1/2" square 16 - 4 1/2" square	160 x 2.5" 72 x 4.5"	4 - 2 1/2" wide 2 - 4 1/2" wide	21" = ~5/8 yds
	32 Rectangle(s) 16 Square(s)	16 - 2 1/2" x 6 1/2" rectangle 16 - 2 1/2" x 4 1/2" rectangle 16 - 2 1/2" square	216 x 2.5"	6 - 2 1/2" wide	17" = ~1/2 yds
	4 Half-square Triangle(s)	2 - 8 7/8" square	17.75 x 8.875"	1 - 8 7/8" wide	11" = ~3/8 yds

## Backing

Yardage needed: 79" = ~2 1/4 yds

## Binding

2.5" Strips required: 5

Yardage needed: 12.5" = ~3/8 yds

NOTE: Directional fabric may require an increase in the displayed fabric requirements.