

Miriam Queen Final?



@thekrestyns

Overall quilt size: 84" x 100"



Blocks Used










Half Square Triangle - 40 blocks




Half Square Triangle - 40 blocks

Block Info


Fabric	Pieces used	Fabric to cut	Total length needed	40" strips needed	Total Yardage needed
	10 Half-square Triangle(s)	6 - 8 7/8" square	53.25 x 8.875"	2 - 8 7/8" wide	20" = ~5/8 yds
	16 Half-square Triangle(s)	8 - 8 7/8" square	71 x 8.875"	2 - 8 7/8" wide	20" = ~5/8 yds
	40 Half-square Triangle(s)	20 - 8 7/8" square	177.5 x 8.875"	5 - 8 7/8" wide	47" = ~1 3/8 yds
	40 Half-square Triangle(s)	20 - 8 7/8" square	177.5 x 8.875"	5 - 8 7/8" wide	47" = ~1 3/8 yds
	24 Half-square Triangle(s)	12 - 8 7/8" square	106.5 x 8.875"	3 - 8 7/8" wide	29" = ~7/8 yds
	20 Half-square Triangle(s)	12 - 8 7/8" square	106.5 x 8.875"	3 - 8 7/8" wide	29" = ~7/8 yds
	10 Half-square Triangle(s)	6 - 8 7/8" square	53.25 x 8.875"	2 - 8 7/8" wide	20" = ~5/8 yds

Border1 (For pieced border, add 10" to total length)



Yardage needed: seamless border length = 92" = ~2 5/8 yds

Border2 (For pieced border, add 10" to total length)



Yardage needed: seamless border length = 104" = ~3 yds

Backing

Yardage needed: 249" = ~7 yds

Binding

2.5" Strips required: 10

Yardage needed: 25" = ~3/4 yds

NOTE: Directional fabric may require an increase in the displayed fabric requirements.