

# Irv Quilt



@mcopes33

Overall quilt size: 50" x 62"





Blocks Used



Rail Fence Vertical - 28 blocks








Rail Fence Horizontal - 28 blocks



Solid - 24 blocks

Block Info

Fabric	Pieces used	Fabric to cut	Total length needed	40" strips needed	Total Yardage
	28 Rectangle(s)	28 - 2 1/2" x 6 1/2" rectangle	182 x 2.5"	5 - 2 1/2" wide	15" = ~1/2 yds
	28 Rectangle(s)	28 - 2 1/2" x 6 1/2" rectangle	182 x 2.5"	5 - 2 1/2" wide	15" = ~1/2 yds
	28 Rectangle(s)	28 - 2 1/2" x 6 1/2" rectangle	182 x 2.5"	5 - 2 1/2" wide	15" = ~1/2 yds
	28 Rectangle(s)	28 - 2 1/2" x 6 1/2" rectangle	182 x 2.5"	5 - 2 1/2" wide	15" = ~1/2 yds
	28 Rectangle(s)	28 - 2 1/2" x 6 1/2" rectangle	182 x 2.5"	5 - 2 1/2" wide	15" = ~1/2 yds
	28 Rectangle(s)	28 - 2 1/2" x 6 1/2" rectangle	182 x 2.5"	5 - 2 1/2" wide	15" = ~1/2 yds
	24 Square(s)	24 - 6 1/2" square	156 x 6.5"	4 - 6 1/2" wide	28" = ~7/8 yds

Border1 (For pieced border, add 10" to total length)



Yardage needed: seamless border length = 66" = ~1 7/8 yds

Backing

Yardage needed: 102" = ~2 7/8 yds

## Binding

2.5" Strips required: 6

Yardage needed: 15" = ~1/2 yds

NOTE: Directional fabric may require an increase in the displayed fabric requirements.