

# BLUE & GREY STARS



@lyndawhite090916

Overall quilt size: 72" x 72"





## Blocks Used



Ohio Star - 5 blocks








Solid - 16 blocks



Sawtooth Star - 4 blocks

## Block Info


Fabric	Pieces used	Fabric to cut	Total length needed	40" strips needed	Total Yardage
	40 Quarter-square Triangle(s) 4 Square(s)	10 - 5 1/4" square 4 - 6 1/2" square	52.5 x 5.25" 26 x 6.5"	2 - 5 1/4" wide 1 - 6 1/2" wide	19" = ~5/8 yds
	56 Quarter-square Triangle(s) 40 Square(s)	10 - 5 1/4" square 20 - 4 1/2" square 4 - 12 1/2" square 16 - 3 1/2" square 4 - 7 1/4" square	52.5 x 5.25" 90 x 4.5" 50 x 12.5" 56 x 3.5" 29 x 7.25"	2 - 5 1/4" wide 3 - 4 1/2" wide 2 - 12 1/2" wide 2 - 3 1/2" wide 1 - 7 1/4" wide	66" = ~1 7/8 yds
	5 Square(s)	5 - 4 1/2" square	22.5 x 4.5"	1 - 4 1/2" wide	7" = ~1/4 yds
	12 Square(s)	12 - 12 1/2" square	150 x 12.5"	4 - 12 1/2" wide	52" = ~1 1/2 yds
	32 Half-square Triangle(s)	16 - 3 7/8" square	62 x 3.875"	2 - 3 7/8" wide	10" = ~3/8 yds

## Sashing



Yardage needed: 21 - 1.5" strips = 31.5" = ~7/8 yds

Border1 (For pieced border, add 10" to total length)



Yardage needed: seamless border length = 76" =  $\sim 2 \frac{1}{8}$  yds

## Backing

Yardage needed: 160" =  $\sim 4 \frac{1}{2}$  yds

## Binding

2.5" Strips required: 8

Yardage needed: 20" =  $\sim \frac{5}{8}$  yds

NOTE: Directional fabric may require an increase in the displayed fabric requirements.