


2



@soldout4god175

Overall quilt size: 90" x 110"















## Blocks Used



Log Cabin - 80 blocks

## Block Info

| Fabric  | Pieces used        | Fabric to cut                     | Total length needed | 40" strips needed | Total Yardage     |
|---|--------------------|-----------------------------------|---------------------|-------------------|-------------------|
|    | 80<br>Rectangle(s) | 80 - 1 1/2" x 2 1/2"<br>rectangle | 200 x 1.5"          | 5 - 1 1/2" wide   | 10" = ~3/8<br>yds |
|    | 80<br>Rectangle(s) | 80 - 1 1/2" x 3 1/2"<br>rectangle | 280 x 1.5"          | 7 - 1 1/2" wide   | 13" = ~3/8<br>yds |
|    | 80<br>Rectangle(s) | 80 - 1 1/2" x 4 1/2"<br>rectangle | 360 x 1.5"          | 9 - 1 1/2" wide   | 16" = ~1/2<br>yds |
|   | 80<br>Rectangle(s) | 80 - 1 1/2" x 4 1/2"<br>rectangle | 360 x 1.5"          | 9 - 1 1/2" wide   | 16" = ~1/2<br>yds |
|  | 80<br>Rectangle(s) | 80 - 1 1/2" x 6 1/2"<br>rectangle | 520 x 1.5"          | 13 - 1 1/2" wide  | 22" = ~5/8<br>yds |
|  | 80<br>Rectangle(s) | 80 - 1 1/2" x 6 1/2"<br>rectangle | 520 x 1.5"          | 13 - 1 1/2" wide  | 22" = ~5/8<br>yds |
|  | 80<br>Rectangle(s) | 80 - 1 1/2" x 5 1/2"<br>rectangle | 440 x 1.5"          | 11 - 1 1/2" wide  | 19" = ~5/8<br>yds |
|  | 80<br>Rectangle(s) | 80 - 1 1/2" x 7 1/2"<br>rectangle | 600 x 1.5"          | 15 - 1 1/2" wide  | 25" = ~3/4<br>yds |
|  | 80<br>Rectangle(s) | 80 - 1 1/2" x 7 1/2"<br>rectangle | 600 x 1.5"          | 15 - 1 1/2" wide  | 25" = ~3/4<br>yds |
|  | 80<br>Rectangle(s) | 80 - 1 1/2" x 8 1/2"<br>rectangle | 680 x 1.5"          | 17 - 1 1/2" wide  | 28" = ~7/8<br>yds |
|  | 80<br>Rectangle(s) | 80 - 1 1/2" x 3 1/2"<br>rectangle | 280 x 1.5"          | 7 - 1 1/2" wide   | 13" = ~3/8<br>yds |
|  | 80<br>Rectangle(s) | 80 - 1 1/2" x 5 1/2"<br>rectangle | 440 x 1.5"          | 11 - 1 1/2" wide  | 19" = ~5/8<br>yds |



80 Square(s)

80 - 2 1/2" square

200 x 2.5"

5 - 2 1/2" wide


15" = ~1/2  
yds

## Sashing



Yardage needed: 46 - 2.5" strips = 115" = ~3 1/4 yds

## Border1 (For pieced border, add 10" to total length)



Yardage needed: seamless border length = 108" = ~3 yds

## Border2 (For pieced border, add 10" to total length)



Yardage needed: seamless border length = 114" = ~3 1/4 yds

## Backing

Yardage needed: 290" = ~8 1/8 yds

## Binding

2.5" Strips required: 10

Yardage needed: 25" = ~3/4 yds

NOTE: Directional fabric may require an increase in the displayed fabric requirements.