

# Square Churn Dash



@peverill

Overall quilt size: 60" x 72"



## Blocks Used







Economy Patch - 10 blocks




Churn Dash - 10 blocks

## Block Info

Fabric	Pieces used	Fabric to cut	Total length needed	40" strips needed	Total Yardage
	10 Square(s) 40 Half-square Triangle(s)	10 - 6 1/2" square 20 - 6 7/8" square	65 x 6.5" 137.5 x 6.875"	2 - 6 1/2" wide 4 - 6 7/8" wide	43" = ~1 1/4 yds
	40 Quarter-square Triangle(s)	10 - 7 1/4" square	72.5 x 7.25"	2 - 7 1/4" wide	17" = ~1/2 yds
	40 Half-square Triangle(s) 40 Rectangle(s) 10 Square(s)	20 - 4 7/8" square 40 - 2 1/2 x 4 1/2" 10 - 4 1/2" square	97.5 x 4.875" 180 x 2.5" 45 x 4.5"	3 - 4 7/8" wide 5 - 2 1/2" wide 2 - 4 1/2" wide	39" = ~1 1/8 yds
	40 Half-square Triangle(s) 40 Rectangle(s)	20 - 4 7/8" square 40 - 2 1/2 x 4 1/2"	97.5 x 4.875" 180 x 2.5"	3 - 4 7/8" wide 5 - 2 1/2" wide	30" = ~7/8 yds

Border1 (For pieced border, add 10" to total length)



Yardage needed: seamless border length = 68" = ~2 yds

Border2 (For pieced border, add 10" to total length)



Yardage needed: seamless border length = 76" = ~2 1/8 yds

## Backing

Yardage needed: 136" = ~3 7/8 yds

## Binding

2.5" Strips required: 7

Yardage needed: 17.5" = ~1/2 yds

NOTE: Directional fabric may require an increase in the displayed fabric requirements.