

Houses & Stars



@lorienda

Overall quilt size: 64" x 86"



Blocks Used



Sawtooth Star - 8 blocks












Solid - 20 blocks



House - 7 blocks

Block Info

Fabric	Pieces used	Fabric to cut	Total length needed	40" strips needed	Total Yardage
	52 Square(s) 32 Quarter-square Triangle(s)	32 - 3" square 8 - 6 1/4" square 20 - 10 1/2" square	96 x 3" 50 x 6.25" 210 x 10.5"	3 - 3" wide 2 - 6 1/4" wide 6 - 10 1/2" wide	87" = ~2 1/2 yds
	8 Square(s)	8 - 5 1/2" square	44 x 5.5"	2 - 5 1/2" wide	13" = ~3/8 yds
	64 Half-square Triangle(s) 7 Unique(s)	32 - 3 3/8" square 7 - Undefined	108 x 3.375" 0 x 0"	3 - 3 3/8" wide 0 - 0" wide	13" = ~3/8 yds
	7 Unique(s)	7 - Undefined	0 x 0"	0 - 0" wide	
	7 Unique(s)	7 - Undefined	0 x 0"	0 - 0" wide	
	7 Unique(s)	7 - Undefined	0 x 0"	0 - 0" wide	
	7 Unique(s)	7 - Undefined	0 x 0"	0 - 0" wide	
	7 Unique(s)	7 - Undefined	0 x 0"	0 - 0" wide	
	7 Unique(s)	7 - Undefined	0 x 0"	0 - 0" wide	

Sashing



Yardage needed: $25 - 1.5'' \text{ strips} = 37.5'' = \sim 1 \frac{1}{8} \text{ yds}$

Border1 (For pieced border, add 10" to total length)



Yardage needed: seamless border length = $84'' = \sim 2 \frac{3}{8} \text{ yds}$

Border2 (For pieced border, add 10" to total length)



Yardage needed: seamless border length = $90'' = \sim 2 \frac{1}{2} \text{ yds}$

Backing

Yardage needed: $170'' = \sim 4 \frac{3}{4} \text{ yds}$

Binding

2.5" Strips required: 8

Yardage needed: $20'' = \sim \frac{5}{8} \text{ yds}$

NOTE: Directional fabric may require an increase in the displayed fabric requirements.