


# *First Design*



@lilyzevans

Overall quilt size: 54" x 70"





## Blocks Used








Economy Patch - 24 blocks




King's Crown - 24 blocks

## Block Info

Fabric	Pieces used	Fabric to cut	Total length needed	40" strips needed	Total Yardage
	24 Square(s) 96 Half-square Triangle(s)	24 - 4 1/2" square 48 - 4 7/8" square	108 x 4.5" 234 x 4.875"	3 - 4 1/2" wide 6 - 4 7/8" wide	45" = ~1 1/4 yds
	96 Quarter-square Triangle(s)	24 - 5 1/4" square	126 x 5.25"	4 - 5 1/4" wide	23" = ~3/4 yds
	96 Square(s)	96 - 2 1/2" square	240 x 2.5"	6 - 2 1/2" wide	17" = ~1/2 yds
	24 Square(s) 192 Half-square Triangle(s)	24 - 4 1/2" square 96 - 2 7/8" square	108 x 4.5" 276 x 2.875"	3 - 4 1/2" wide 7 - 2 7/8" wide	36" = ~1 yds
	96 Quarter-square Triangle(s)	24 - 5 1/4" square	126 x 5.25"	4 - 5 1/4" wide	23" = ~3/4 yds

Border1 (For pieced border, add 10" to total length)



Yardage needed: seamless border length = 74" = ~2 1/8 yds

## Backing

Yardage needed: 121" = ~3 3/8 yds

## Binding

2.5" Strips required: 7

Yardage needed: 17.5" = ~1/2 yds

NOTE: Directional fabric may require an increase in the displayed fabric requirements.