

# Green Bio



@lynneyboo

Overall quilt size: 56" x 72"





## Blocks Used








Ohio Star - 24 blocks



London Square- Left - 24 blocks

## Block Info

Fabric	Pieces used	Fabric to cut	Total length needed	40" strips needed	Total Yardage
	192 Quarter-square Triangle(s) 96 Square(s)	48 - 3 11/12" square 96 - 2 1/2" square	188 x 3.917" 240 x 2.5"	5 - 3 11/12" wide 6 - 2 1/2" wide	37" = ~1 1/8 yds
	192 Quarter-square Triangle(s) 96 Square(s)	48 - 3 11/12" square 96 - 3 1/6" square	188 x 3.917" 304 x 3.167"	5 - 3 11/12" wide 8 - 3 83/97" wide	47" = ~1 3/8 yds
	24 Square(s)	24 - 3 1/6" square	76 x 3.167"	2 - 3 83/97" wide	9" = ~1/4 yds
	48 Rectangle(s) 24 Square(s)	24 - 2 1/2" x 6 1/2" rectangle 24 - 2 1/2" x 4 1/2" rectangle 24 - 2 1/2" square	324 x 2.5"	9 - 2 1/2" wide	25" = ~3/4 yds
	48 Rectangle(s) 24 Square(s)	24 - 2 1/2" x 6 1/2" rectangle 24 - 2 1/2" x 4 1/2" rectangle 24 - 2 1/2" square	324 x 2.5"	9 - 2 1/2" wide	25" = ~3/4 yds

## Border1 (For pieced border, add 10" to total length)



Yardage needed: seamless border length = 76" = ~2 1/8 yds

## Backing

Yardage needed: 128" = ~3 5/8 yds

## Binding

2.5" Strips required: 7

Yardage needed: 17.5" = ~1/2 yds

NOTE: Directional fabric may require an increase in the displayed fabric requirements.