

# Modern Wedding Ring For Monet



@theculinaryquilter

Overall quilt size: 106" x 106"





## Blocks Used



Solid - 32 blocks







Half Square Triangle - 16 blocks



Half Square Triangle - 16 blocks

## Block Info


Fabric	Pieces used	Fabric to cut	Total length needed	40" strips needed	Total Yardage
	20 Square(s) 20 Half-square Triangle(s)	20 - 12 1/2" square 12 - 12 7/8" square	250 x 12.5" 154.5 x 12.875"	7 - 12 1/2" wide 4 - 12 7/8" wide	141" = ~4 yds
	32 Half-square Triangle(s)	16 - 12 7/8" square	206 x 12.875"	6 - 12 7/8" wide	80" = ~2 1/4 yds
	12 Square(s) 8 Half-square Triangle(s)	12 - 12 1/2" square 4 - 12 7/8" square	150 x 12.5" 51.5 x 12.875"	4 - 12 1/2" wide 2 - 12 7/8" wide	78" = ~2 1/4 yds
	4 Half-square Triangle(s)	4 - 12 7/8" square	51.5 x 12.875"	2 - 12 7/8" wide	28" = ~7/8 yds

## Border1 (For pieced border, add 10" to total length)



Yardage needed: seamless border length = 104" = ~3 yds

## Border2 (For pieced border, add 10" to total length)



Yardage needed: seamless border length = 110" = ~3 1/8 yds

## Backing

Yardage needed: 325" = ~9 1/8 yds

## Binding

2.5" Strips required: 11

Yardage needed: 27.5" = ~7/8 yds

NOTE: Directional fabric may require an increase in the displayed fabric requirements.