

# Jen's Jewels



@jenbcarter

Overall quilt size: 82" x 82"





## Blocks Used



Spool - 8 blocks



Block in a Box - 8 blocks




London Square- Left - 1 blocks



Solid - 16 blocks


















London Square- Right - 11 blocks



Shoo Fly - 5 blocks

## Block Info

Fabric	Pieces used	Fabric to cut	Total length needed	40" strips needed	Total Yardage
	4 Rectangle(s) 8 Half-square Triangle(s)	4 - 3" x 5 1/2" rectangle 4 - 3 3/8" square	22 x 3" 13.5 x 3.375"	1 - 3" wide 1 - 3 3/8" wide	9" = ~1/4 yds
	4 Half-square Triangle(s) 2 Rectangle(s)	2 - 3 3/8" square 2 - 3" x 5 1/2" rectangle	6.75 x 3.375" 11 x 3"	1 - 3 3/8" wide 1 - 3" wide	9" = ~1/4 yds
	2 Square(s) 4 Rectangle(s) 8 Half-square Triangle(s)	2 - 5 1/2" square 4 - 3" x 5 1/2" rectangle 4 - 3 3/8" square	11 x 5.5" 22 x 3" 13.5 x 3.375"	1 - 5 1/2" wide 1 - 3" wide 1 - 3 3/8" wide	14" = ~1/2 yds
	64 Rectangle(s) 56 Square(s) 20 Half-square Triangle(s)	16 - 3 5/6" x 10 1/2" rectangle 16 - 3 5/6" square 24 - 3" x 8" rectangle 24 - 3" x 5 1/2" rectangle 24 - 3" square 16 - 10 1/2" square 10 - 4 5/24" square	229.333 x 3.833" 396 x 3" 168 x 10.5" 42.083 x 4.208"	6 - 3 5/6" wide 10 - 3" wide 5 - 10 1/2" wide 2 - 4 5/24" wide	116" = ~3 1/4 yds

	8 Square(s)	8 - 3 5/6" square	30.667 x 3.833"	1 - 3 5/6" wide	6" = ~1/4 yds
	48 Square(s)	48 - 3" square	144 x 3"	4 - 3" wide	14" = ~1/2 yds
	4 Rectangle(s) 12 Half-square Triangle(s)	4 - 3" x 5 1/2" rectangle 4 - 3 3/8" square 2 - 4 5/24" square	22 x 3" 13.5 x 3.375" 8.417 x 4.208"	1 - 3" wide 1 - 3 3/8" wide 1 - 4 5/24" wide	13" = ~3/8 yds
	12 Half-square Triangle(s) 6 Rectangle(s) 3 Square(s)	6 - 3 3/8" square 6 - 3" x 5 1/2" rectangle 2 - 5 1/2" square 1 - 3 5/6" square	20.25 x 3.375" 33 x 3" 11 x 5.5" 3.833 x 3.833"	1 - 3 3/8" wide 1 - 3" wide 1 - 5 1/2" wide 1 - 3 5/6" wide	18" = ~1/2 yds
	6 Square(s) 16 Half-square Triangle(s)	2 - 5 1/2" square 8 - 4 5/24" square 4 - 3 5/6" square	11 x 5.5" 33.667 x 4.208" 15.333 x 3.833"	1 - 5 1/2" wide 1 - 4 5/24" wide 1 - 3 5/6" wide	16" = ~1/2 yds
	16 Square(s)	16 - 3 5/6" square	61.333 x 3.833"	2 - 3 5/6" wide	10" = ~3/8 yds
	4 Square(s)	4 - 3 5/6" square	15.333 x 3.833"	1 - 3 5/6" wide	6" = ~1/4 yds
	4 Rectangle(s) 8 Half-square Triangle(s)	4 - 3" x 5 1/2" rectangle 4 - 3 3/8" square	22 x 3" 13.5 x 3.375"	1 - 3" wide 1 - 3 3/8" wide	9" = ~1/4 yds
	8 Half-square Triangle(s) 4 Rectangle(s)	4 - 3 3/8" square 4 - 3" x 5 1/2" rectangle	13.5 x 3.375" 22 x 3"	1 - 3 3/8" wide 1 - 3" wide	9" = ~1/4 yds
	2 Square(s)	2 - 5 1/2" square	11 x 5.5"	1 - 5 1/2" wide	8" = ~1/4 yds
	8 Half-square Triangle(s) 4 Rectangle(s)	4 - 3 3/8" square 4 - 3" x 5 1/2" rectangle	13.5 x 3.375" 22 x 3"	1 - 3 3/8" wide 1 - 3" wide	9" = ~1/4 yds

Border1 (For pieced border, add 10" to total length)




Yardage needed: seamless border length = 78" = ~2 1/4 yds

Border2 (For pieced border, add 10" to total length)



Yardage needed: seamless border length = 80" =  $\sim 2 \frac{1}{4}$  yds

Border3 (For pieced border, add 10" to total length)



Yardage needed: seamless border length = 86" =  $\sim 2 \frac{1}{2}$  yds

## Backing

Yardage needed: 203" =  $\sim 5 \frac{3}{4}$  yds

## Binding

2.5" Strips required: 9

Yardage needed: 22.5" =  $\sim 5/8$  yds

NOTE: Directional fabric may require an increase in the displayed fabric requirements.