


# Templar Farm Two



@fielddalvarez

Overall quilt size: 54" x 54"



## Blocks Used



Half Square Triangle - 4 blocks







Rail Fence Horizontal - 8 blocks



Solid - 4 blocks

## Block Info

Fabric	Pieces used	Fabric to cut	Total length needed	40" strips needed	Total Yardage
	4 Half-square Triangle(s) 4 Square(s)	2 - 12 7/8" square 4 - 12 1/2" square	25.75 x 12.875" 50 x 12.5"	1 - 12 7/8" wide 2 - 12 1/2" wide	40" = ~1 1/8 yds
	4 Half-square Triangle(s) 8 Rectangle(s)	2 - 12 7/8" square 8 - 4 1/2" x 12 1/2" rectangle	25.75 x 12.875" 100 x 4.5"	1 - 12 7/8" wide 3 - 4 1/2" wide	29" = ~7/8 yds
	8 Rectangle(s)	8 - 4 1/2" x 12 1/2" rectangle	100 x 4.5"	3 - 4 1/2" wide	16" = ~1/2 yds
	8 Rectangle(s)	8 - 4 1/2" x 12 1/2" rectangle	100 x 4.5"	3 - 4 1/2" wide	16" = ~1/2 yds

## Border1 (For pieced border, add 10" to total length)



Yardage needed: seamless border length = 58" = ~1 5/8 yds

## Backing

Yardage needed: 97" = ~2 3/4 yds

## Binding

2.5" Strips required: 6

Yardage needed: 15" = ~1/2 yds

NOTE: Directional fabric may require an increase in the displayed fabric requirements.