

Baby Pinwheels




@ajohnsonphotog

Overall quilt size: 42" x 42"









Blocks Used



Pinwheel - 9 blocks

Block Info

Fabric	Pieces used	Fabric to cut	Total length needed	40" strips needed	Total Yardage
	36 Half-square Triangle(s)	18 - 6 7/8" square	123.75 x 6.875"	4 - 6 7/8" wide	30" = ~7/8 yds
	8 Half-square Triangle(s)	4 - 6 7/8" square	27.5 x 6.875"	1 - 6 7/8" wide	9" = ~1/4 yds
	8 Half-square Triangle(s)	4 - 6 7/8" square	27.5 x 6.875"	1 - 6 7/8" wide	9" = ~1/4 yds
	8 Half-square Triangle(s)	4 - 6 7/8" square	27.5 x 6.875"	1 - 6 7/8" wide	9" = ~1/4 yds
	8 Half-square Triangle(s)	4 - 6 7/8" square	27.5 x 6.875"	1 - 6 7/8" wide	9" = ~1/4 yds
	4 Half-square Triangle(s)	2 - 6 7/8" square	13.75 x 6.875"	1 - 6 7/8" wide	9" = ~1/4 yds

Sashing



Yardage needed: 9 - 1.5" strips = 13.5" = ~3/8 yds

Border1 (For pieced border, add 10" to total length)



Yardage needed: seamless border length = 46" = ~1 3/8 yds

Backing

Yardage needed: 63" = ~1 3/4 yds

Binding

2.5" Strips required: 5

Yardage needed: 12.5" = $\sim 3/8$ yds

NOTE: Directional fabric may require an increase in the displayed fabric requirements.