

HAPPY DOTS 2022



@lynnggranado61

Overall quilt size: 74" x 90"



Blocks Used









Rail Fence Horizontal - 32 blocks



Rail Fence Vertical - 31 blocks

Block Info


Fabric	Pieces used	Fabric to cut	Total length needed	40" strips needed	Total Yardage
	32 Rectangle(s)	32 - 3 1/6" x 8 1/2" rectangle	272 x 3.167"	7 - 3 83/497" wide	25" = ~3/4 yds
	32 Rectangle(s)	32 - 3 1/6" x 8 1/2" rectangle	272 x 3.167"	7 - 3 83/497" wide	25" = ~3/4 yds
	32 Rectangle(s)	32 - 3 1/6" x 8 1/2" rectangle	272 x 3.167"	7 - 3 83/497" wide	25" = ~3/4 yds
	31 Rectangle(s)	31 - 3 1/6" x 8 1/2" rectangle	263.5 x 3.167"	7 - 3 83/497" wide	25" = ~3/4 yds
	31 Rectangle(s)	31 - 3 1/6" x 8 1/2" rectangle	263.5 x 3.167"	7 - 3 83/497" wide	25" = ~3/4 yds
	31 Rectangle(s)	31 - 3 1/6" x 8 1/2" rectangle	263.5 x 3.167"	7 - 3 83/497" wide	25" = ~3/4 yds

Border1 (For pieced border, add 10" to total length)



Yardage needed: seamless border length = 82" = ~2 3/8 yds

Border2 (For pieced border, add 10" to total length)



Yardage needed: seamless border length = 86" = ~2 1/2 yds

Border3 (For pieced border, add 10" to total length)



Yardage needed: seamless border length = 94" = $\sim 2 \frac{5}{8}$ yds

Backing

Yardage needed: 201" = $\sim 5 \frac{5}{8}$ yds

Binding

2.5" Strips required: 9

Yardage needed: 22.5" = $\sim \frac{5}{8}$ yds

NOTE: Directional fabric may require an increase in the displayed fabric requirements.