

Halloween Magic



@ggisme


Overall quilt size: 80" x 80"



Blocks Used








Block in a Box - 13 blocks




Plain Block - 12 blocks

Block Info

Fabric	Pieces used	Fabric to cut	Total length needed	40" strips needed	Total Yardage
	26 Rectangle(s) 26 Square(s)	26 - 4 1/2 x 12 1/2" 26 - 4 1/2" square	442 x 4.5"	12 - 4 1/2" wide	56" = ~1 5/8 yds
	13 Square(s)	13 - 4 1/2" square	58.5 x 4.5"	2 - 4 1/2" wide	11" = ~3/8 yds
	48 Square(s)	48 - 3 1/2" square	168 x 3.5"	5 - 3 1/2" wide	20" = ~5/8 yds
	48 Rectangle(s)	48 - 3 1/2 x 6 1/2"	312 x 3.5"	8 - 3 1/2" wide	30" = ~7/8 yds
	12 Square(s)	12 - 6 1/2" square	78 x 6.5"	2 - 6 1/2" wide	15" = ~1/2 yds

Sashing



Yardage needed: 22 - 2.5" strips = 55" = ~1 5/8 yds

Border2 (For pieced border, add 10" to total length)



Yardage needed: seamless border length = 78" = ~2 1/4 yds

Border3 (For pieced border, add 10" to total length)



Yardage needed: seamless border length = 84" = $\sim 2 \frac{3}{8}$ yds

Backing

Yardage needed: 194" = $\sim 5 \frac{1}{2}$ yds

Binding

2.5" Strips required: 8

Yardage needed: 20" = $\sim 5/8$ yds

NOTE: Directional fabric may require an increase in the displayed fabric requirements.