

Peter Rabbit Quilt



@potatknishes33

Overall quilt size: 40" x 40"



Blocks Used









Solid - 24 blocks



Half Square Triangle - 40 blocks

Block Info

Fabric	Pieces used	Fabric to cut	Total length needed	40" strips needed	Total Yardage
	16 Square(s) 40 Half-square Triangle(s)	16 - 4 1/2" square 20 - 4 7/8" square	72 x 4.5" 97.5 x 4.875"	2 - 4 1/2" wide 3 - 4 7/8" wide	26" = ~3/4 yds
	16 Half-square Triangle(s)	8 - 4 7/8" square	39 x 4.875"	1 - 4 7/8" wide	7" = ~1/4 yds
	4 Square(s)	4 - 4 1/2" square	18 x 4.5"	1 - 4 1/2" wide	7" = ~1/4 yds
	16 Half-square Triangle(s)	8 - 4 7/8" square	39 x 4.875"	1 - 4 7/8" wide	7" = ~1/4 yds
	8 Half-square Triangle(s)	4 - 4 7/8" square	19.5 x 4.875"	1 - 4 7/8" wide	7" = ~1/4 yds
	4 Square(s)	4 - 4 1/2" square	18 x 4.5"	1 - 4 1/2" wide	7" = ~1/4 yds

Border1 (For pieced border, add 10" to total length)



Yardage needed: seamless border length = 44" = ~1 1/4 yds

Backing

Yardage needed: 58" = ~1 5/8 yds

Binding

2.5" Strips required: 4

Yardage needed: 10" = $\sim 3/8$ yds

NOTE: Directional fabric may require an increase in the displayed fabric requirements.