

Thingpink



@cpassito

Overall quilt size: 52" x 60"



Blocks Used



Sawtooth Star - 15 blocks







Economy Patch - 12 blocks



Sawtooth Star II - 3 blocks

Block Info

Fabric	Pieces used	Fabric to cut	Total length needed	40" strips needed	Total Yardage
	72 Square(s) 84 Quarter-square Triangle(s) 60 Half-square Triangle(s)	60 - 2 1/2" square 15 - 5 1/4" square 12 - 4 1/2" square 30 - 4 7/8" square 6 - 3 1/4" square	150 x 2.5" 78.75 x 5.25" 54 x 4.5" 146.25 x 4.875" 19.5 x 3.25"	4 - 2 1/2" wide 2 - 5 1/4" wide 2 - 4 1/2" wide 4 - 4 7/8" wide 1 - 3 1/4" wide	55" = ~1 5/8 yds
	15 Square(s)	15 - 4 1/2" square	67.5 x 4.5"	2 - 4 1/2" wide	11" = ~3/8 yds
	120 Half-square Triangle(s)	60 - 2 7/8" square	172.5 x 2.875"	5 - 2 7/8" wide	17" = ~1/2 yds
	72 Quarter-square Triangle(s) 3 Square(s)	12 - 5 1/4" square 3 - 4 1/2" square 6 - 3 1/4" square	63 x 5.25" 13.5 x 4.5" 19.5 x 3.25"	2 - 5 1/4" wide 1 - 4 1/2" wide 1 - 3 1/4" wide	21" = ~5/8 yds

Border1 (For pieced border, add 10" to total length)



Yardage needed: seamless border length = 56" = ~1 5/8 yds

Border2 (For pieced border, add 10" to total length)



Yardage needed: seamless border length = 62" = $\sim 1 \frac{3}{4}$ yds

Border3 (For pieced border, add 10" to total length)



Yardage needed: seamless border length = 64" = $\sim 1 \frac{7}{8}$ yds

Backing

Yardage needed: 102" = $\sim 2 \frac{7}{8}$ yds

Binding

2.5" Strips required: 6

Yardage needed: 15" = $\sim 1 \frac{1}{2}$ yds

NOTE: Directional fabric may require an increase in the displayed fabric requirements.