


Templar Farm Quilt One



@fieldalvarez

Overall quilt size: 42" x 42"



Blocks Used



London Square- Left - 4 blocks







Rail Fence Horizontal - 4 blocks



Solid - 1 blocks

Block Info


Fabric	Pieces used	Fabric to cut	Total length needed	40" strips needed	Total Yardage
	12 Rectangle(s) 4 Square(s)	4 - 3 1/2" x 9 1/2" rectangle 4 - 3 1/2" x 6 1/2" rectangle 4 - 3 1/2" square 4 - 4 1/2" x 12 1/2" rectangle	78 x 3.5" 50 x 4.5"	2 - 3 1/2" wide 2 - 4 1/2" wide	18" = ~1/2 yds
	20 Square(s) 8 Rectangle(s)	20 - 3 1/2" square 4 - 3 1/2" x 9 1/2" rectangle 4 - 3 1/2" x 6 1/2" rectangle	134 x 3.5"	4 - 3 1/2" wide	16" = ~1/2 yds
	4 Rectangle(s) 1 Square(s)	4 - 4 1/2" x 12 1/2" rectangle 1 - 12 1/2" square	50 x 4.5" 12.5 x 12.5"	2 - 4 1/2" wide 1 - 12 1/2" wide	24" = ~3/4 yds
	4 Rectangle(s)	4 - 4 1/2" x 12 1/2" rectangle	50 x 4.5"	2 - 4 1/2" wide	11" = ~3/8 yds

Border1 (For pieced border, add 10" to total length)



Yardage needed: seamless border length = 42" = ~1 1/4 yds

Border2 (For pieced border, add 10" to total length)



Yardage needed: seamless border length = 46" = $\sim 1 \frac{3}{8}$ yds

Backing

Yardage needed: 63" = $\sim 1 \frac{3}{4}$ yds

Binding

2.5" Strips required: 5

Yardage needed: 12.5" = $\sim \frac{3}{8}$ yds

NOTE: Directional fabric may require an increase in the displayed fabric requirements.