

# Around The Rail Fence 2



@dawnsmall

Overall quilt size: 48" x 48"



Blocks Used



Rail Fence Horizontal - 16 blocks





























Rail Fence Vertical - 16 blocks



Solid - 17 blocks

Block Info

Fabric	Pieces used	Fabric to cut	Total length needed	40" strips needed	Total Yardage
	7 Rectangle(s)	7 - 2 1/2" x 6 1/2" rectangle	45.5 x 2.5"	2 - 2 1/2" wide	7" = ~1/4 yds
	5 Rectangle(s)	5 - 2 1/2" x 6 1/2" rectangle	32.5 x 2.5"	1 - 2 1/2" wide	5" = ~1/4 yds
	4 Rectangle(s)	4 - 2 1/2" x 6 1/2" rectangle	26 x 2.5"	1 - 2 1/2" wide	5" = ~1/4 yds
	6 Rectangle(s)	6 - 2 1/2" x 6 1/2" rectangle	39 x 2.5"	1 - 2 1/2" wide	5" = ~1/4 yds
	2 Rectangle(s)	2 - 2 1/2" x 6 1/2" rectangle	13 x 2.5"	1 - 2 1/2" wide	5" = ~1/4 yds
	4 Rectangle(s)	4 - 2 1/2" x 6 1/2" rectangle	26 x 2.5"	1 - 2 1/2" wide	5" = ~1/4 yds
	2 Rectangle(s)	2 - 2 1/2" x 6 1/2" rectangle	13 x 2.5"	1 - 2 1/2" wide	5" = ~1/4 yds
	3 Rectangle(s)	3 - 2 1/2" x 6 1/2" rectangle	19.5 x 2.5"	1 - 2 1/2" wide	5" = ~1/4 yds
	3 Rectangle(s)	3 - 2 1/2" x 6 1/2" rectangle	19.5 x 2.5"	1 - 2 1/2" wide	5" = ~1/4 yds
	5 Rectangle(s)	5 - 2 1/2" x 6 1/2" rectangle	32.5 x 2.5"	1 - 2 1/2" wide	5" = ~1/4 yds

	4 Rectangle(s)	4 - 2 1/2" x 6 1/2" rectangle	26 x 2.5"	1 - 2 1/2" wide	5" = ~1/4 yds
	6 Rectangle(s)	6 - 2 1/2" x 6 1/2" rectangle	39 x 2.5"	1 - 2 1/2" wide	5" = ~1/4 yds
	4 Rectangle(s)	4 - 2 1/2" x 6 1/2" rectangle	26 x 2.5"	1 - 2 1/2" wide	5" = ~1/4 yds
	4 Rectangle(s)	4 - 2 1/2" x 6 1/2" rectangle	26 x 2.5"	1 - 2 1/2" wide	5" = ~1/4 yds
	4 Rectangle(s)	4 - 2 1/2" x 6 1/2" rectangle	26 x 2.5"	1 - 2 1/2" wide	5" = ~1/4 yds
	5 Rectangle(s)	5 - 2 1/2" x 6 1/2" rectangle	32.5 x 2.5"	1 - 2 1/2" wide	5" = ~1/4 yds
	5 Rectangle(s)	5 - 2 1/2" x 6 1/2" rectangle	32.5 x 2.5"	1 - 2 1/2" wide	5" = ~1/4 yds
	4 Rectangle(s)	4 - 2 1/2" x 6 1/2" rectangle	26 x 2.5"	1 - 2 1/2" wide	5" = ~1/4 yds
	17 Square(s)	17 - 6 1/2" square	110.5 x 6.5"	3 - 6 1/2" wide	22" = ~5/8 yds
	5 Rectangle(s)	5 - 2 1/2" x 6 1/2" rectangle	32.5 x 2.5"	1 - 2 1/2" wide	5" = ~1/4 yds
	2 Rectangle(s)	2 - 2 1/2" x 6 1/2" rectangle	13 x 2.5"	1 - 2 1/2" wide	5" = ~1/4 yds
	2 Rectangle(s)	2 - 2 1/2" x 6 1/2" rectangle	13 x 2.5"	1 - 2 1/2" wide	5" = ~1/4 yds
	4 Rectangle(s)	4 - 2 1/2" x 6 1/2" rectangle	26 x 2.5"	1 - 2 1/2" wide	5" = ~1/4 yds
	3 Rectangle(s)	3 - 2 1/2" x 6 1/2" rectangle	19.5 x 2.5"	1 - 2 1/2" wide	5" = ~1/4 yds
	2 Rectangle(s)	2 - 2 1/2" x 6 1/2" rectangle	13 x 2.5"	1 - 2 1/2" wide	5" = ~1/4 yds
	1 Rectangle(s)	1 - 2 1/2" x 6 1/2" rectangle	6.5 x 2.5"	1 - 2 1/2" wide	5" = ~1/4 yds

Border1 (For pieced border, add 10" to total length)



Yardage needed: seamless border length = 52" =  $\sim 1 \frac{1}{2}$  yds

## Backing

Yardage needed: 79" =  $\sim 2 \frac{1}{4}$  yds

## Binding

2.5" Strips required: 5

Yardage needed: 12.5" =  $\sim \frac{3}{8}$  yds

NOTE: Directional fabric may require an increase in the displayed fabric requirements.