

Start Pattern



@alamb1

Overall quilt size: 66" x 90"



Blocks Used



Ohio Star - 20 blocks









Solid - 2 blocks




Plus - 2 blocks

Block Info

Fabric	Pieces used	Fabric to cut	Total length needed	40" strips needed	Total Yardage
	160 Quarter-square Triangle(s)	40 - 5 1/4" square	210 x 5.25"	6 - 5 1/4" wide	34" = ~1 yds
	160 Quarter-square Triangle(s) 80 Square(s)	40 - 5 1/4" square 80 - 4 1/2" square	210 x 5.25" 360 x 4.5"	6 - 5 1/4" wide 9 - 4 1/2" wide	74" = ~2 1/8 yds
	20 Square(s)	20 - 4 1/2" square	90 x 4.5"	3 - 4 1/2" wide	16" = ~1/2 yds
	2 Square(s)	2 - 12 1/2" square	25 x 12.5"	1 - 12 1/2" wide	15" = ~1/2 yds
	8 Square(s)	8 - 4 1/2" square	36 x 4.5"	1 - 4 1/2" wide	7" = ~1/4 yds
	4 Square(s) 2 Rectangle(s)	4 - 4 1/2" square 2 - 4 1/2" x 12 1/2" rectangle	43 x 4.5"	2 - 4 1/2" wide	11" = ~3/8 yds

Border1 (For pieced border, add 10" to total length)



Yardage needed: seamless border length = 82" = ~2 3/8 yds

Border2 (For pieced border, add 10" to total length)



Yardage needed: seamless border length = 94" = $\sim 2 \frac{5}{8}$ yds

Backing

Yardage needed: 182" = $\sim 5 \frac{1}{8}$ yds

Binding

2.5" Strips required: 8

Yardage needed: 20" = $\sim 5/8$ yds

NOTE: Directional fabric may require an increase in the displayed fabric requirements.