

# Red And White



@britlitwhit17

Overall quilt size: 90" x 90"



## Blocks Used








Sawtooth Star II - 32 blocks



West Virginia Square - 32 blocks

## Block Info

Fabric	Pieces used	Fabric to cut	Total length needed	40" strips needed	Total Yardage
	128 Quarter-square Triangle(s)	32 - 3 3/4" square	120 x 3.75"	3 - 3 3/4" wide	14" = ~1/2 yds
	128 Quarter-square Triangle(s) 128 Half-square Triangle(s)	32 - 3 3/4" square 64 - 5 7/8" square	120 x 3.75" 376 x 5.875"	3 - 3 3/4" wide 10 - 5 7/8" wide	72" = ~2 yds
	32 Square(s) 256 Quarter-square Triangle(s)	32 - 5 1/2" square 64 - 3 3/4" square	176 x 5.5" 240 x 3.75"	5 - 5 1/2" wide 6 - 3 3/4" wide	52" = ~1 1/2 yds
	32 Unique(s)	32 - Undefined	0 x 0"	0 - 0" wide	
	32 Unique(s)	32 - Undefined	0 x 0"	0 - 0" wide	
	32 Unique(s)	32 - Undefined	0 x 0"	0 - 0" wide	

Border1 (For pieced border, add 10" to total length)



Yardage needed: seamless border length = 88" = ~2 1/2 yds

Border2 (For pieced border, add 10" to total length)



Yardage needed: seamless border length = 94" =  $\sim 2 \frac{5}{8}$  yds

## Backing

Yardage needed: 241" =  $\sim 6 \frac{3}{4}$  yds

## Binding

2.5" Strips required: 9

Yardage needed: 22.5" =  $\sim 5 \frac{1}{8}$  yds

NOTE: Directional fabric may require an increase in the displayed fabric requirements.