

Shelbyville Lap Quilt



@lowdotcloud

Overall quilt size: 51" x 51"







Blocks Used



Four Patch - 36 blocks

Block Info


Fabric	Pieces used	Fabric to cut	Total length needed	40" strips needed	Total Yardage
	72 Square(s)	72 - 2 1/2" square	180 x 2.5"	5 - 2 1/2" wide	15" = ~1/2 yds
	14 Square(s)	14 - 2 1/2" square	35 x 2.5"	1 - 2 1/2" wide	5" = ~1/4 yds
	12 Square(s)	12 - 2 1/2" square	30 x 2.5"	1 - 2 1/2" wide	5" = ~1/4 yds
	12 Square(s)	12 - 2 1/2" square	30 x 2.5"	1 - 2 1/2" wide	5" = ~1/4 yds
	14 Square(s)	14 - 2 1/2" square	35 x 2.5"	1 - 2 1/2" wide	5" = ~1/4 yds
	12 Square(s)	12 - 2 1/2" square	30 x 2.5"	1 - 2 1/2" wide	5" = ~1/4 yds
	8 Square(s)	8 - 2 1/2" square	20 x 2.5"	1 - 2 1/2" wide	5" = ~1/4 yds

Sashing



Yardage needed: 12 - 1.5" strips = 18" = ~1/2 yds

Border1 (For pieced border, add 10" to total length)



Yardage needed: seamless border length = 43" = ~1 1/4 yds

Border2 (For pieced border, add 10" to total length)



Yardage needed: seamless border length = 47" = $\sim 1 \frac{3}{8}$ yds

Border3 (For pieced border, add 10" to total length)



Yardage needed: seamless border length = 55" = $\sim 1 \frac{5}{8}$ yds

Backing

Yardage needed: 88" = $\sim 2 \frac{1}{2}$ yds

Binding

2.5" Strips required: 6

Yardage needed: 15" = $\sim 1/2$ yds

NOTE: Directional fabric may require an increase in the displayed fabric requirements.