

Gume 8 X 10



@lunamirya

Overall quilt size: 96" x 120"



Blocks Used



Half Square Triangle - 4 blocks



Rail Fence Vertical - 22 blocks



Four Patch - 33 blocks







Solid - 15 blocks



Rail Fence Horizontal - 6 blocks

Block Info

Fabric	Pieces used	Fabric to cut	Total length needed	40" strips needed	Total Yardage
	4 Half-square Triangle(s) 28 Rectangle(s)	2 - 12 7/8" square 28 - 4 1/2" x 12 1/2" rectangle	25.75 x 12.875" 350 x 4.5"	1 - 12 7/8" wide 9 - 4 1/2" wide	56" = ~1 5/8 yds
	4 Half-square Triangle(s) 28 Rectangle(s) 15 Square(s)	2 - 12 7/8" square 28 - 4 1/2" x 12 1/2" rectangle 15 - 12 1/2" square	25.75 x 12.875" 350 x 4.5" 187.5 x 12.5"	1 - 12 7/8" wide 9 - 4 1/2" wide 5 - 12 1/2" wide	118" = ~3 3/8 yds
	28 Rectangle(s)	28 - 4 1/2" x 12 1/2" rectangle	350 x 4.5"	9 - 4 1/2" wide	43" = ~1 1/4 yds
	132 Square(s)	132 - 6 1/2" square	858 x 6.5"	22 - 6 1/2" wide	145" = ~4 1/8 yds

Backing

Yardage needed: 333" = ~9 1/4 yds

Binding

2.5" Strips required: 11

Yardage needed: 27.5" = ~7/8 yds

NOTE: Directional fabric may require an increase in the displayed fabric requirements.