

# Beginner's Sampler



@quiltlinda

Overall quilt size: 40" x 40"





## Blocks Used



London Square- Left - 2 blocks



Pinwheel - 4 blocks






London Square- Right - 2 blocks



Log Cabin - 1 blocks

## Block Info

Fabric	Pieces used	Fabric to cut	Total length needed	40" strips needed	Total Yardage
	24 Rectangle(s) 8 Square(s) 16 Half-square Triangle(s)	8 - 3" x 8" rectangle 8 - 3" x 5 1/2" rectangle 8 - 3" square 8 - 5 7/8" square 1 - 1 3/4" x 5 1/2" rectangle 2 - 1 3/4" x 8" rectangle 2 - 1 3/4" x 6 3/4" rectangle 2 - 1 3/4" x 9 1/4" rectangle 1 - 1 3/4" x 10 1/2" rectangle	132 x 3" 47 x 5.875" 64 x 1.75"	4 - 3" wide 2 - 5 7/8" wide 2 - 1 3/4" wide	30" = ~7/8 yds
	17 Square(s)	17 - 3" square	51 x 3"	2 - 3" wide	8" = ~1/4 yds
	16 Half-square Triangle(s) 4 Rectangle(s)	8 - 5 7/8" square 1 - 1 3/4" x 3" rectangle 2 - 1 3/4" x 4 1/4" rectangle 1 - 1 3/4" x 5 1/2" rectangle	47 x 5.875" 17 x 1.75"	2 - 5 7/8" wide 1 - 1 3/4" wide	16" = ~1/2 yds

Border1 (For pieced border, add 10" to total length)



Yardage needed: seamless border length = 44" =  $\sim 1 \frac{1}{4}$  yds

## Backing

Yardage needed: 58" =  $\sim 1 \frac{5}{8}$  yds

## Binding

2.5" Strips required: 4

Yardage needed: 10" =  $\sim \frac{3}{8}$  yds

NOTE: Directional fabric may require an increase in the displayed fabric requirements.